HEX MALE–FEMALE STANDOFFS

438 *8mm*
439 *10mm*

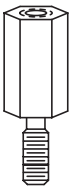

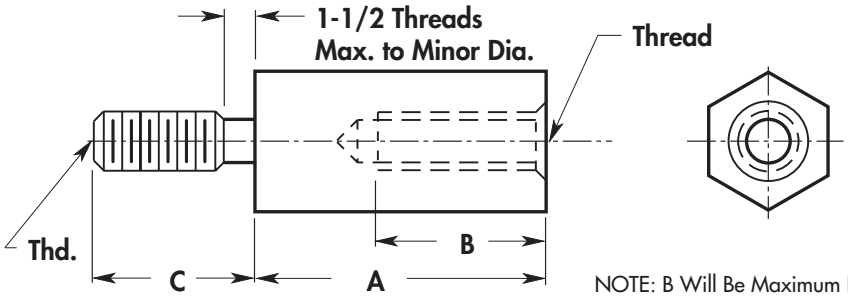

NOTE: B Will Be Maximum Depth in Shorter Lengths.

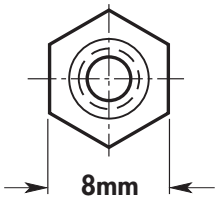

No. 438

THREAD	B	C
M3x0.5	6.4	4.76
M3.5x0.6	9.5	6.35
M4x0.7	11.1	9.53
M5x0.8	12.7	9.53

BASIC NO.	PART NO.	A LENGTH
438	01	5
438	02	6
438	03	7
438	04	8
438	05	9
438	06	10
438	07	11
438	08	12
438	09	13
438	10	14
438	11	15
438	12	16
438	13	17
438	14	18
438	15	19
438	16	20
438	17	21
438	18	22
438	19	23
438	20	24
438	21	25
438	22	28
438	23	31
438	24	34
438	25	37
438	26	40
438	27	43
438	28	46
438	29	49
438	30	52

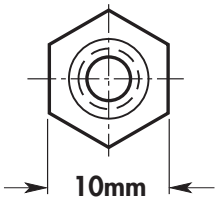

No. 439

THREAD	B	C
M3x0.5	6.4	4.76
M3.5x0.6	9.5	6.35
M4x0.7	11.1	9.53
M5x0.8	12.7	9.53

BASIC NO.	PART NO.	A LENGTH
439	01	5
439	02	6
439	03	7
439	04	8
439	05	9
439	06	10
439	07	11
439	08	12
439	09	13
439	10	14
439	11	15
439	12	16
439	13	17
439	14	18
439	15	19
439	16	20
439	17	21
439	18	22
439	19	23
439	20	24
439	21	25
439	22	28
439	23	31
439	24	34
439	25	37
439	26	40
439	27	43
439	28	46
439	29	49
439	30	52

MATERIAL	CODE
Aluminum	AL
Brass	BR
Stainless Steel	SS
Steel	ST
Nylon	NY

THREAD	CODE
M3x0.5	3
M3.5x0.6	35
M4x0.7	4
M5x0.8	5

ORDERING INFORMATION

XXX–XX	XX	X	X
Basic No & Part No	Material	Thread Code	Finish

Example

438–05	**ST**	**3**	✻

✻ For Finish Code See **Fold-Out** Inside Back Cover