550 SOUTH COLUMBUS AVE. MT. VERNON, NY 10550 PH: (800) 847-7341

PROMPTUS ELECTRONIC HARDWARE

CODE	FINISH
A	Anodize MIL-A-8625A (Black)
AA	Anodize MIL-A-8625A Black Satin
B	Anodize MIL-A-8625A-Type 2 (Sulphuric) Dichromate Seal (Yellow-Green)
B1	Brushed Satin
B2	Anodize Clear Brushed Satin
B3	Anodize Black Brushed Satin
B4	Anodize MIL-A-8625A Gloss Black Finish
C	Anodize MIL-A-8625A-Type 2 (Sulphuric) Hot Water Seal (Clear)
CC	Anodize MIL-A-8625A-Type 2 (Sulphuric) Hot Water Seal Clear and Satin
D	Anodize MIL-A-8625A-Type 1 (Chromic) Hot Water Seal (Dark Grey)
E	Passivate MIL-F-14072-E300
F	Caustic Etch
G	Electro Tin MIL-T-10727 Type 1
H	Silver QQ-S-365 water Dip Lacquer 0.0002-0.0003
I	Electro Tin Plate MIL-T-10727 Type 1
J	Hot Tin Dip MIL-T-10727 Type 11 (Solder)
K	Bright Tin
L	Bright Dip (Brass Finish)
M	Zinc .0002 ASTM-B-633 (Clear Chromate)
M1	Zinc .0002 ASTM-B-633 (Yellow Chromate)
M2	Zinc Black
N	Chrome (Satin Finish) QQ-C-320 CL 1 Type11
O	Chrome (Bright Finish) QQ-C-320 CL 1 Type1
P	Alodine 1200
Q	Matte Finish
Q1	Matte Finish with Clear Lacquer
R	Iridite Clear MIL-C-5541
S	Iridite Gold MIL-C-5541
T	Nickel QQ-N-290 CL 1 Type VI KC
T1	Nickel QQ-N-290 CL 1 Type VI KC Polished Bright
U	Black Nickel
V	Cadmium QQ-P-416 CL 2 Type 2 Color Chromate
W	Cadmium QQ-P-416 CL 2 Clear Chromate
X	Cadmium Commercial
Y	Black Oxide, Brass MIL-F-495
Z	Black Oxide, Stainless Steel MIL-C-13924A
Z1	Anodize Black Semi Frost
ZZ	Anodize Clear Semi Frost
▲	Colored Anodize – Various Colors Available
▲▲	Powder Coating Available



Some Opening Words About Our Catalog:

Staying ahead in the electronic industry means:

- **Getting your new products into production ahead of the competition**
- **Saving time and money by using low cost readily available standard electronic hardware.**

Promptus Electronic Hardware Inc., your single source, strives to help you achieve these goals. Promptus offers a complete range of quality electronic hardware components for bread board, prototype and production applications. The Promptus reference manual lists these components, including all the applications information needed for designing them into your developmental and production systems. A full range of sizes, materials, and finishes allows you a tremendous amount of flexibility.

Ordering made simple. For your convenience, each part number specified is located on the corresponding page number. In addition a uniquely designed fold out section on the back cover enables you to choose from the various finishes available while still looking at the part page.

At Promptus we realize there is always a situation where a standard part may not suit your application. Our design and engineering staff is always prepared to help you in the most productive and efficient way. We will assist you in designing and producing product as quickly as possible.

VIP. Looking for large quantity prices and scheduled deliveries, become a **VIP** customer. Simply place an order and we'll ship accordingly to meet your desired dock date. Hence, there is no inventory carrying cost incurred and your production line will never go down.

There are many ways Promptus can serve our most valuable commodity, you the customer. Please give us a chance to serve you on all your electronic hardware needs.

Promptus Electronic Hardware

Federal Supply Code No. 57177

Decimal Table of Contents Decimal

Ordering Information ..... inside cover
Opening Words i
Table of Contents ..... ii-xi
Decimal Tables ..... xii-x iv

Spacers



Round
1/8 101
3/16 102
1/4 103
5/16 104
3/8 105
1/2 106
5/8 107
3/4 108

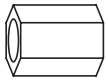

Hex
1/8 109
3/16 110
1/4 111
5/16 112
3/8 113
1/2 114
5/8 115
3/4 116

Spacers, Swage

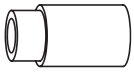

Round
3/16 117
1/4 118

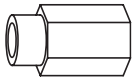

Hex
3/16 119
1/4 120

Standoffs, Female



Round
1/8 121
3/16 122
1/4 123
5/16 124
3/8 125
1/2 126
5/8 127

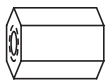

Hex
1/8 128
3/16 129
1/4 130
5/16 131
3/8 132
1/2 133
5/8 134



Square
1/8 135
3/16 136
1/4 137

Standoffs, Female *cont.*



Square
5/16 138
3/8 139
1/2 140
5/8 141

Standoffs, Swage–*round*

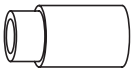

Smooth
1/8 142
5/32 143
3/16 144
1/4 145
5/16 146
3/8 147

Partial Knurled
3/16 147-100
1/4 147-131
5/16 147-162
3/8 147-193

Full Knurled
3/16 147-224
1/4 147-255
5/16 147-286
3/8 147-317

Knurled Front Face
3/16 147-348
1/4 147-379
5/16 147-410
3/8 147-441

Knurled Back Face
3/16 147-472
1/4 147-503
5/16 147-534
3/8 147-565

Knurled Double Face
3/16 147-596
1/4 147-627
5/16 147-658
3/8 147-689

Standoffs, Swage *–hex*

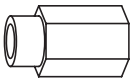

Smooth
1/8 148
5/32 149
3/16 150
1/4 151
5/16 152
3/8 153

Binding
3/16 153-100
1/4 153-131
5/16 153-162
3/8 153-193

Decimal Table of Contents Decimal

Standoffs, Swage

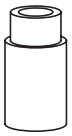

.125 Shank Round 3/16 154
.138 Shank Round 1/4 155

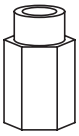

.125 Shank Hex 3/16 156
.138 Shank Hex 1/4 157

Standoffs, Male–Female

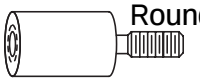

Round
3/16 158
1/4 159
5/16 160
3/8 161
1/2 162

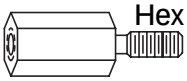

Hex
3/16 163
1/4 164
5/16 165
3/8 166
1/2 167

Standoffs, Male–Male

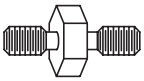

Hex
1/4 167-58
5/16 167-65

Captive Panel Screws – *Type 1*

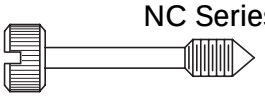

NC Series 4-40 168
6-32 168
8-32 169
10-24 170
12-24 171
1/4-20 172,173
5/16-18 174,175

NF Series 10-32 176
1/4-28 177,178
5/16-24 179,180

Captive Panel Screws – *Type 2*

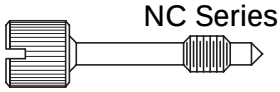

NC Series 4-40 181
6-32 182
8-32 183
10-24 184
1/4-20 185
5/16-18 186
3/8-16 187

NF Series 10-32 188
1/4-28 189
5/16-24 190

Captive Panel Screws – *Type 3*

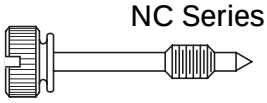

NC Series 4-40 191
6-32 192
8-32 193
10-24 194,195
12-24 196
1/4-2 197,198

NF Series 10-32 199,200
1/4-28 201,202

Captive Panel Screws – *Type 4*



NC Series 2-56 203
3-48 203
4-40 204
6-32 204
8-32 205
10-24 206

NF Series 10-32 207

Captive Panel Screws – *Type 5*

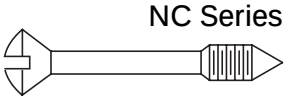

NC Series 4-40 208
6-32 208
8-32 209
10-24 210

NF Series 10-32 211

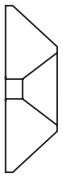

Panel Screw Washer 212

Panel Screw Retainer

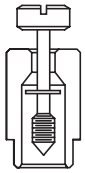

Type 1 NC Series 213
NF Series 214
Type 2 NC Series 215-217
NF Series 218
Type 3 NC Series 219
NF Series 220
Type 4 NC Series 221
NF Series 222
Type 5 NC Series 223
NF Series 224

Captive Screw



Spring 225



Retainer Ring 226

Decimal Table of Contents Decimal

Handles, Round *–internal threads*



1/8 227
5/32 228
3/16 229
1/4 230
5/16 231-233
3/8 234,235
1/2 236

–external threads w/shoulder

3/16 237
1/4 238
5/16 239

–external threads no shoulder

3/16 240
1/4 241
5/16 242
3/8 243

Handles, Oval *–internal threads*

7/16 x 9/32 244
1/2 x 1/4 244-53
5/8 x 9/32 245,246
5/8 x 3/8 247,248

Handles, Offset Round *–int. threads*

3/16 249
1/4 249-17
5/16 249-41
3/8 249-65

Handles, Rectangular *–int. threads*

1/2 x 3/16 250
1/2 x 1/4 251
1/2 x 5/16 252
5/8 x 1/4 253,254
1” x 1/4 255

Handles, Slanted *–int. threads*

5/16 255-53
3/8 255-85
7/16 x 9/32 255-117
5/8 x 9/32 255-161
3/8 x 5/8 255-216

Handles, Folding *–round ext. threads*

–90° Free Fall

1/4 256
5/16 257
3/8 258

Handles, Folding *–round ext. threads*

–180° Free Fall

1/4 259
5/16 260
3/8 261

–90° Infinite Position

1/4 262
5/16 263
3/8 264

–180° Infinite Position

1/4 265
5/16 266
3/8 267

–90° 2 Position

1/4 268
5/16 268
3/8 269

–180° 3 Position

1/4 270
5/16 271
3/8 272

Handles, Folding *–oval*

external threads

–90° 2 Position

7/16 x 9/32 273
1/2 x 1/4 274
5/8 x 9/32 275
5/8 x 3/8 276

–180° 3 Position

7/16 x 9/32 277
1/2 x 1/4 278
5/8 x 3/8 279
5/8 x 9/32 279-33

internal threads

–180° Infinite Position

7/16 x 9/32 280,281
1/2 x 1/4 282
5/8 x 9/32 283
5/8 x 3/8 284

Handles, Folding *–rectangular*

external threads

–180° Infinite Position

1/2 x 3/16 284-22

internal threads

–180° Infinite Position

1/2 x 3/16 284-51

Decimal Table of Contents Decimal

Handles, Custom

 284-67

 284-76

 284-82

 284-88

 284-94

Bar Extrusion *–internal threads*

 17/32 x 9/32 284-100

Ferrules

 285-289

Shoulder Screws

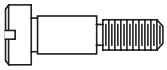 Slotted Head 290,291

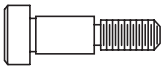 Socket Head 292,293

Thumb Screws

 Plain 294

 Pusher 295,296

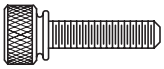 Shoulder 297

Thumb Nuts

 Hex Type 297-17

 Round Type 297-26

Threaded Rod

 298

Shafting 

Unground 299

Precision Ground 300,302

Washer

 Shoulder 303

 Flat 304

Hex Jack Screws

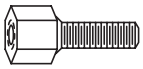 3/16 305

Hinged Standoffs *–round*

 Female
3/16 306
1/4 307
5/16 308
3/8 309

 Male
3/16 310
1/4 311
5/16 312
3/8 313

Metric Section

Metric Tables ..... xv-xvii

Spacers



Round
4.5mm 400
6 401
8 402
10 403
13 404
16 405
19 406

Spacers, Swage

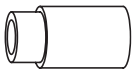

Round
4.5mm 407
6 408
8 409

Standoffs, Female



Round
4.5mm 410
6 411
8 412
10 413
13 414

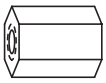

Hex
4.5 415
6 416
8 417
10 418
13 419

Standoffs, Swage *–round*

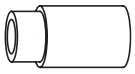

Smooth
4.5mm 420
6 421
8 422
10 423

Partial Knurled
4.5 424
6 425
8 426
10 427

Full Knurled
4.5 428
6 429
8 430
10 431

Knurled Front Face
4.5 432
6 433
8 434
10 435

Standoffs, Male–Female

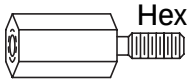

Hex
4.5mm 436
6 437
8 438
10 439
13 440

Standoffs, Male–Male

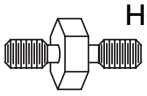

Hex
5mm 441
8 441

Captive Panel Screws

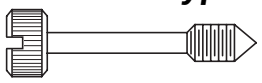

– Type 1
M3x0.5 442
M3.5x0.6 442
M4x0.7 442
M5x0.8 443
M6x1 443



– Type 2
M3x0.5 444
M3.5x0.6 444
M4x0.7 445
M5x0.8 445
M6x1 446

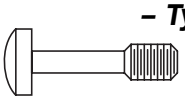

– Type 3
M2x0.4 447
M2.5x0.45 447
M3x0.5 447
M3.5x0.6 447
M4x0.7 448
M5x0.8 448

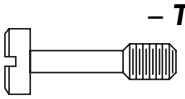

– Type 4
M3x0.5 449
M3.5x0.6 449
M4x0.7 449
M5x0.8 449

Metric Table of Contents Metric

Captive Screw



Spring 450



Retainer Ring 451

Panel Screw Retainer

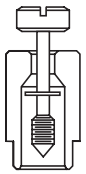

Type 1 Series
- M3x0.5 452
- M3.5x0.6 452
- M4x0.7 452
- M5x0.8 452
- M6x1 452

Type 2 Series
- M3x0.5 453
- M3.5x0.6 453
- M4x0.7 453
- M5x0.8 453
- M6x1 453

Type 3 Series
- M3x0.5 454
- M3.5x0.6 454
- M4x0.7 454
- M5x0.8 454
- M6x1 454

Type 4 Series
- M3x0.5 455
- M3.5x0.6 455
- M4x0.7 455
- M5x0.8 455
- M6x1 455

Type 5 Series
- M3x0.5 456
- M3.5x0.6 456
- M4x0.7 456
- M5x0.8 456
- M6x1 456

Handles, Round *–internal threads*



- 3.2 457
- 4 458
- 5 459
- 6.3 460
- 8 461
- 9.5 462

Handles, Oval *–internal threads*



- 11mm x 7mm 463
- 16mm x 7mm 464

Handles, Offset Round *–int. threads*

- 6.4 464-43
- 7.9 464-67
- 6.5 464-91

Handles, Folding *–round ext. threads*

–90° Free Fall
- 6.4 464-107
- 7.9 464-117
- 9.5 464-147

–180° Free Fall
- 6.4 464-167
- 7.9 464-177
- 9.5 464-207

–90° Infinite Position
- 6.4 464-227
- 7.9 464-236
- 9.5 464-245

–180° Infinite Position
- 6.4 464-263
- 7.9 464-272
- 9.5 464-281

–90° 2 Position
- 6.4 464-290
- 7.9 464-305
- 9.5 464-330

–180° 3 Position
- 6.4 464-378
- 7.9 464-394
- 9.5 464-415

Handles, Folding –oval

–90° 2 Position
- 11.1 x 7.1 464-443
- 15.9 x 7.1 464-475

–180° 3 Position
- 11.1 x 7.1 464-507
- 15.9 x 7.1 464-539

–180° Infinite Position
- 11.1 x 7.1 464-571
- 11.1 x 7.1 464-603
- 15.9 x 7.1 464-624

Metric Table of Contents Metric

Handles, Custom

 464-645

 464-654

 464-660

 464-666

 464-672

Ferrules

 465-469

Shoulder Screws

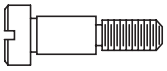 Slotted Head 470,471

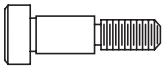 Socket Head 472,473

Thumb Screws

 Plain 474

 Pusher 475

 Shoulder 476

Thumb Nuts

 Round Type 477

 Hex Type 478

Hex Jack Screws

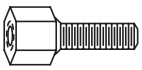 4.5 479

5 480

Washer

 Shoulder 481

 Flat 482

Plastic Section

General Information ..... xviii-xx

Mechanical Data ..... xxi-xxii

"EZ" Twist Lock

 500

"EZ" Twist Lock Support

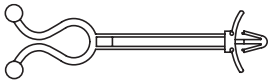 501

Circuit Board Support

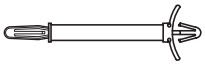 502

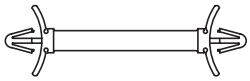 503

Printed Circuit Board Posts

 504

2 PC. Nylon Fastener

For P.C.B. Edge Connector Assembly

 505,506

P.C. Board Card Guides

 507

Nylon Snap Rivet

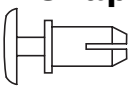 508

Nylon Nuts

 Hex 509

 Lock Nut 510

 Cap Nut 511

 Thumb Nut 512

 Wing Nut 513

Nylon Machine Screws

 Pan Slotted 514-515

 Round Slotted 516-517

 Phillips Binder 518

 Flat Slotted 82° 519

Nylon Thumb Screws

 Knurled 520

Nylon Spacers

Nylon 6/6 UL 94V2

 521-526

Hex Tapped Spacers

Nylon 6/6 UL 94V2

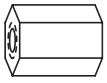 527

Hex Male-female Standoffs

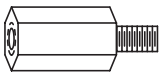 Nylon 528

Standard Flat Washers

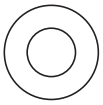 Molded Nylon 529

Retaining Washers

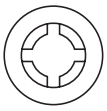 Molded Nylon 530

Finishing Washers

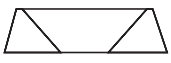 Nylon 531

Security Screws

General Information .....xxii i-xxiv

Snake Eyes® Spanners

Machine Screws

 Pan Head *Stainless* 600

 Truss Head *Stainless*... 601

 Flat Head *Stainless*..... 602

 Flat Head *Brass* 603

 Oval Head *Stainless*.... 604

 Oval Head *Brass* 605

Sheet Metal Screws

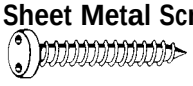 Pan Head 606

 Truss Head..... 607

 Oval Head..... 608

 Flat Head 609

Metric Thread Sizes

Machine Screws

 Pan Head 610

 Flat Head 611

 Oval Head..... 612

Socket Security Screws

Machine Screws

 Button Head..... 613

 Flat Head 614

Sheet Metal Screws

 Button Head..... 615

Torx® Security Screws

Machine Screws

 Flat Head 616

 Button Head..... 617

Sheet Metal Screws

 Flat Head 618

 Button Head..... 619

 Pan Head *Self Drilling* 620

Phillips® Security Screws

Machine Screws

 Pan Head 621

 Flat Head 622

Sheet Metal Screws

 Pan Head 623

 Flat Head 624

Tools & Kits

Snake Eye® Spanners


Bits Only 625-01


Drivers Complete 625-13

Driver Kit 625-19

Socket Pin Head

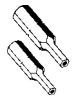
Bits Only 626-01


Keys 626-06


Drivers Complete 626-11

Hex Key Kit 626-16

Hex Bits Kit 626-17

Hex Driver Kit 626-18

Torx® Tamperproof


Bits Only 627-01


Drivers Complete 627-13

Driver Kit 627-25

Phillips® Pin Head


Bits Only 628-01


Drivers Complete 628-03

Notes ..... xxv-xxvi

Metric Charts ..... xxvii-xxix

Metric Conversion Table

Inch – Millimeter Equivalents

To **Convert to Millimeters**: Multiply Inches x 25.4 To **Convert to Inches:** Multiply Millimeters x .039370

INCHES		MM
FRACTIONS	DECIMALS	
	.00004	.001
	.00039	.01
	.00079	.02
	.001	.025
	.00118	.03
	.00157	.04
	.00197	.05
	.002	.051
	.00236	.06
	.00276	.07
	.003	.0762
	.00315	.08
	.00354	.09
	.00394	.1
	.004	.1016
	.005	.1270
	.006	.1524
	.007	.1778
	.00787	.2
	.008	.2032
	.009	.2286
	.00984	.25
	.01	.254
	.01181	.3
1/64	**.01563**	**.3969**
	.01575	.4
	.01969	.5
	.02	.508
	.02362	.6
	.025	.635
	.02756	.7
	.0295	.75
	.03	.762
1/32	**.03125**	**.7938**
	.0315	.8
	.03543	.9
	.03937	**1**
	.04	1.016
3/64	.04687	1.191
	.04724	1.2
	.05	1.27
	.05512	1.4
	.05906	1.5
	.06	1.524
1/16	**.06250**	**1.5875**
	.06299	1.6
	.06693	1.7
	.07	1.778
	.07087	1.8
	.075	1.905
5/64	.07813	1.9844
	.07874	**2**
	.08	2.032
	.08661	2.2
	.09	2.286
	.09055	2.3
3/32	**.09375**	**2.3812**
	.09843	2.5
	.1	2.54
	.10236	2.6
7/64	.10937	2.7781

INCHES		MM
FRACTIONS	DECIMALS	
	.11811	**3**
1/8	**.1250**	**3.175**
	.13780	3.5
9/64	.14063	3.5719
	.150	3.810
5/32	.15625	3.9688
	.15748	**4**
11/64	.17188	4.3656
	.1750	4.445
	.17717	4.5
3/16	**.18750**	**4.7625**
	.19685	**5**
	.20	5.08
13/64	.20313	5.1594
	.21654	5.5
7/32	.21875	5.5562
	.2250	5.715
15/64	.23438	5.9531
	.23622	**6**
1/4	**.250**	**6.35**
	.25591	6.5
17/64	.26563	6.7469
	.275	6.985
	.27559	**7**
9/32	.28125	7.1438
	.29528	7.5
19/64	.29688	7.5406
	.30	7.62
5/16	**.3125**	**7.9375**
	.31496	**8**
21/64	.32813	8.3344
	.33465	8.5
11/32	.34375	8.7312
	.350	8.89
	.35433	**9**
23/64	.35938	9.1281
	.37408	9.5
3/8	**.375**	**9.525**
25/64	.39063	9.9219
	.39370	**10**
	.400	10.16
13/32	.40625	10.3188
	.41339	10.5
27/64	.42188	10.7156
	.43307	11
7/16	**.43750**	**11.1125**
	.450	11.430
	.45276	11.5
29/64	.45313	11.5094
15/32	.46875	11.9062
	.47244	**12**
31/64	.48438	12.3031
	.49213	12.5
1/2	**.50**	**12.7**
	.51181	**13**
33/64	.51563	13.0969
17/32	.53125	13.4938
	.53150	13.5
32/64	.54688	13.8906

INCHES		MM
FRACTIONS	DECIMALS	
	.550	13.970
	.55118	**14**
9/16	**.56250**	**14.2875**
	.57087	14.5
37/64	.57813	14.6844
	.59055	**15**
19/32	.59375	15.0812
	.600	15.24
39/64	.60938	15.4781
	.61024	15.5
5/8	**.6250**	**15.875**
	.62992	**16**
41/64	.64063	16.2719
	.64961	16.5
	.650	16.51
21/32	.65625	16.6688
	.66929	**17**
43/64	.67188	17.0656
11/16	**.68750**	**17.4625**
	.68898	17.5
	.700	17.78
45/64	.70313	17.8594
	.70866	**18**
23/32	.71875	18.2562
	.72835	18.5
47/64	.73438	18.6531
	.74803	19
3/4	**.750**	**19.050**
49/64	.76563	19.4469
	.76772	19.5
25/32	.78125	19.8438
	.78740	**20**
51/64	.79688	20.2406
	.800	20.320
	.80709	20.5
13/16	.81250	20.6375
	.82677	**21**
53/64	.82813	21.0344
27/32	.84375	21.4312
	.84646	21.5
	.850	21.590
55/64	.85938	21.8281
	.86614	**22**
7/8	**.875**	**22.225**
	.88583	22.5
57/64	.89063	22.6219
	.900	22.860
	.90551	**23**
29/32	.90625	23.0188
59/64	.92188	23.4156
	.92520	23.5
15/16	.93750	23.8125
	.94488	**24**
	.950	24.130
61/64	.95313	24.2094
	.96457	24.5
31/32	.96875	24.6062
	.98425	**25**
63/64	.98438	25.0031
1"	**1.0000**	**25.4**



DECIMAL

Materials

MATERIAL ROD & BAR	ORDERING CODE	MATERIAL SPECIFICATIONS
Aluminum	AL	QQ-A-225/3B (2011-T3)
Brass	BR	QQ-B-626 Comp 22
Fibre	FI	MIL-F-1148A (Grade CH)
Nylon	NY	LP-4102 MIL-P-46060
Phenolic–Linen	PHL	MIL-P-79 Type FBE
Phenolic–Paper	PHP	MIL-P-79 Type PBE XXX
Plastic	PL	LP-349
Steel	ST	QQ-S-633-QQ-S-637
Stainless Steel	SS	QQ-S-764 Cond. A (303)
Teflon	TE	MIL-P-19468A-MIL-P-14078

PROMPTUS

Stand-Offs • Spacers • Captive Panel Hardware

Tolerances in Manufacture

Where not Given are as Follows

TYPE	TOLERANCE
Decimals	± .005
Fractions	± 1/64
Angles	± 5°

Handles

Tolerances in Machining

Tolerances for All Handles are as Follows

TYPE	TOLERANCE
Decimals	± .005
Fractions	± 1/64
Angles	± 1°

Tolerances in Fabricating

Tolerances for All Handles are as Follows

TYPE	TOLERANCE
Decimals	± .010
Fractions	± 3/64
Angles	± 2°

Percentage of Thread

SCREW THREAD SIZE	% OF THREAD ALLOWABLE ROLL OR COLD FORM THE TAP	CUT TAP
2	55	56
4	55	57
6	55	66
8	55	58
10	55	59
12	55	63
1/4	55	67

NOTE: **Parts will Be Made by Both Methods and are Interchangeable Unless Customer Requests Otherwise.**



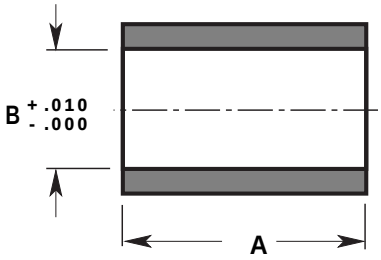

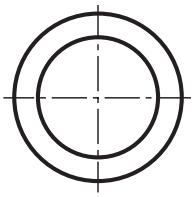

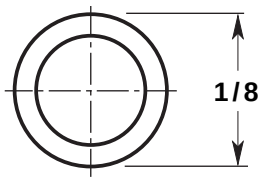

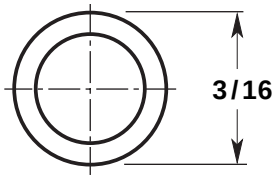

No. 101 — 1/8”

MATERIAL	CODE
Aluminum	AL
Brass	BR
Stainless Steel	SS
Steel	ST
Nylon	NY

B (I.D.)
.064
.091

BASIC NO.	PART NO.	A LENGTH
101	01	1/8
101	02	3/16
101	03	1/4
101	04	5/16
101	05	3/8
101	06	7/16
101	07	1/2

No. 102 — 3/16”

MATERIAL	CODE
Aluminum	AL
Brass	BR
Stainless Steel	SS
Steel	ST
Nylon	NY
Phenolic	PHP

B (I.D.)
.091
.115

BASIC NO.	PART NO.	A LENGTH
102	01	1/8
102	02	3/16
102	03	1/4
102	04	5/16
102	05	3/8
102	06	7/16
102	07	1/2
102	08	9/16
102	09	5/8
102	10	11/16
102	11	3/4
102	12	13/16
102	13	7/8
102	14	15/16
102	15	1"

ORDERING INFORMATION

XXX–XX	XX	XXX	X
Basic No & Part No	Material	I.D.	Finish
Example			
102–12	**SS**	**115**	✻

✻ For Finish Code See **Fold-Out** Inside Back Cover

ROUND SPACERS

103 *1/4*
104 *5/16*



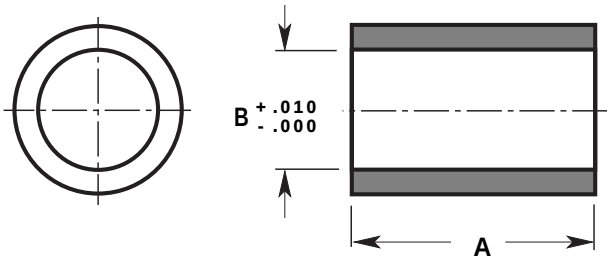

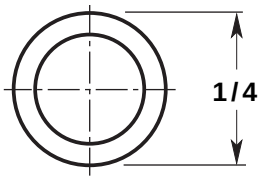

No. 103 — 1/4”

MATERIAL	CODE
Aluminum	AL
Brass	BR
Stainless Steel	SS
Steel	ST
Nylon	NY
Phenolic	PHP

B (I.D.)
.091
.115
.140
.166
.171

BASIC NO.	PART NO.	A LENGTH
103	01	1/8
103	02	3/16
103	03	1/4
103	04	5/16
103	05	3/8
103	06	7/16
103	07	1/2
103	08	9/16
103	09	5/8
103	10	11/16
103	11	3/4
103	12	13/16
103	13	7/8
103	14	15/16
103	15	1"
103	16	1-1/16
103	17	1-1/8
103	18	1-3/16
103	19	1-1/4
103	20	1-5/16
103	21	1-3/8
103	22	1-7/16
103	23	1-1/2
103	24	1-9/16
103	25	1-5/8
103	26	1-11/16
103	27	1-3/4
103	28	1-13/16
103	29	1-7/8
103	30	1-15/16
103	31	2"

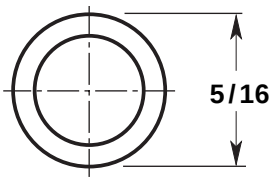

No. 104 — 5/16”

MATERIAL	CODE
Aluminum	AL
Brass	BR
Stainless Steel	SS
Steel	ST
Nylon	NY
Phenolic	PHP

B (I.D.)
.115
.140
.166
.171
.194

BASIC NO.	PART NO.	A LENGTH
104	01	1/8
104	02	3/16
104	03	1/4
104	04	5/16
104	05	3/8
104	06	7/16
104	07	1/2
104	08	9/16
104	09	5/8
104	10	11/16
104	11	3/4
104	12	13/16
104	13	7/8
104	14	15/16
104	15	1"
104	16	1-1/16
104	17	1-1/8
104	18	1-3/16
104	19	1-1/4
104	20	1-5/16
104	21	1-3/8
104	22	1-7/16
104	23	1-1/2
104	24	1-9/16
104	25	1-5/8
104	26	1-11/16
104	27	1-3/4
104	28	1-13/16
104	29	1-7/8
104	30	1-15/16
104	31	2"

ORDERING INFORMATION

XXX–XX	XX	XXX	X
Basic No & Part No	Material	I.D.	Finish
Example			
104–12	**SS**	**194**	✻

✻ For Finish Code See **Fold-Out** Inside Back Cover

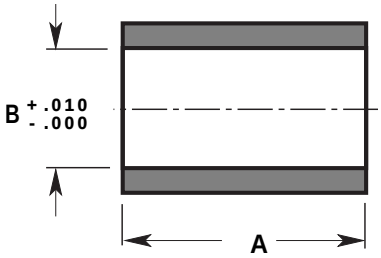

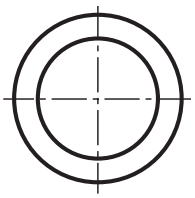

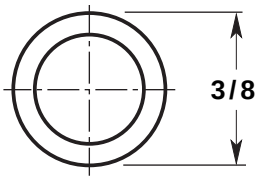

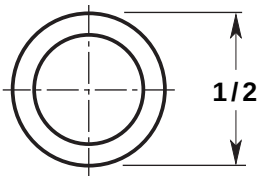

No. 105 — 3/8”

MATERIAL	CODE
Aluminum	AL
Brass	BR
Stainless Steel	SS
Steel	ST
Nylon	NY
Phenolic	PHP

B (I.D.)
.140
.166
.171
.194
.219

BASIC NO.	PART NO.	A LENGTH
105	01	1/8
105	02	3/16
105	03	1/4
105	04	5/16
105	05	3/8
105	06	7/16
105	07	1/2
105	08	9/16
105	09	5/8
105	10	11/16
105	11	3/4
105	12	13/16
105	13	7/8
105	14	15/16
105	15	1"
105	16	1-1/16
105	17	1-1/8
105	18	1-3/16
105	19	1-1/4
105	20	1-5/16
105	21	1-3/8
105	22	1-7/16
105	23	1-1/2
105	24	1-9/16
105	25	1-5/8
105	26	1-11/16
105	27	1-3/4
105	28	1-13/16
105	29	1-7/8
105	30	1-15/16
105	31	2"

No. 106 — 1/2”

MATERIAL	CODE
Aluminum	AL
Brass	BR
Stainless Steel	SS
Steel	ST
Nylon	NY
Phenolic	PHP

B (I.D.)
.140
.166
.171
.194
.219
.252

BASIC NO.	PART NO.	A LENGTH
106	01	1/8
106	02	3/16
106	03	1/4
106	04	5/16
106	05	3/8
106	06	7/16
106	07	1/2
106	08	9/16
106	09	5/8
106	10	11/16
106	11	3/4
106	12	13/16
106	13	7/8
106	14	15/16
106	15	1"
106	16	1-1/16
106	17	1-1/8
106	18	1-3/16
106	19	1-1/4
106	20	1-5/16
106	21	1-3/8
106	22	1-7/16
106	23	1-1/2
106	24	1-9/16
106	25	1-5/8
106	26	1-11/16
106	27	1-3/4
106	28	1-13/16
106	29	1-7/8
106	30	1-15/16
106	31	2"

ORDERING INFORMATION

XXX–XX	XX	XXX	X
Basic No & Part No	Material	I.D.	Finish
Example			
105–12	**SS**	**194**	✻

✻ For Finish Code See **Fold-Out** Inside Back Cover

ROUND SPACERS

107 *5/8*
108 *3/4*



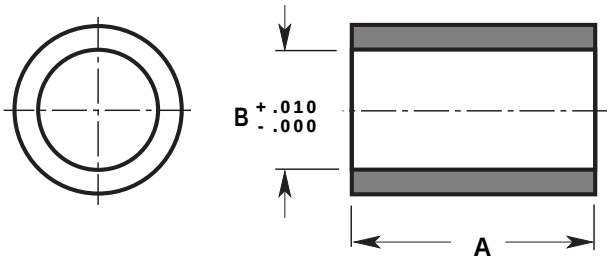

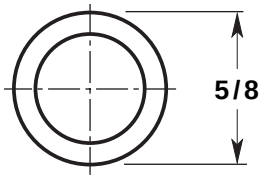

No. 107 — 5/8”

MATERIAL	CODE
Aluminum	AL
Brass	BR
Stainless Steel	SS
Steel	ST
Nylon	NY
Phenolic	PHP

B (I.D.)	
.064	.194
.091	.219
.140	.252
.166	.315
.171	.380

BASIC NO.	PART NO.	A LENGTH
107	01	1/8
107	02	3/16
107	03	1/4
107	04	5/16
107	05	3/8
107	06	7/16
107	07	1/2
107	08	9/16
107	09	5/8
107	10	11/16
107	11	3/4
107	12	13/16
107	13	7/8
107	14	15/16
107	15	1"
107	16	1-1/16
107	17	1-1/8
107	18	1-3/16
107	19	1-1/4
107	20	1-5/16
107	21	1-3/8
107	22	1-7/16
107	23	1-1/2
107	24	1-9/16
107	25	1-5/8
107	26	1-11/16
107	27	1-3/4
107	28	1-13/16
107	29	1-7/8
107	30	1-15/16
107	31	2"

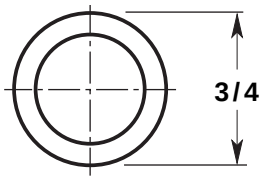

No. 108 — 3/4”

MATERIAL	CODE
Aluminum	AL
Brass	BR
Stainless Steel	SS
Steel	ST
Nylon	NY
Phenolic	PHP

B (I.D.)	
.064	.219
.091	.252
.140	.315
.166	.380
.171	.440
.194	.505

BASIC NO.	PART NO.	A LENGTH
108	01	1/8
108	02	3/16
108	03	1/4
108	04	5/16
108	05	3/8
108	06	7/16
108	07	1/2
108	08	9/16
108	09	5/8
108	10	11/16
108	11	3/4
108	12	13/16
108	13	7/8
108	14	15/16
108	15	1"
108	16	1-1/16
108	17	1-1/8
108	18	1-3/16
108	19	1-1/4
108	20	1-5/16
108	21	1-3/8
108	22	1-7/16
108	23	1-1/2
108	24	1-9/16
108	25	1-5/8
108	26	1-11/16
108	27	1-3/4
108	28	1-13/16
108	29	1-7/8
108	30	1-15/16
108	31	2"

ORDERING INFORMATION

XXX–XX	XX	XXX	X
Basic No & Part No	Material	I.D.	Finish
Example			
107–12	**SS**	**219**	✻

✻ For Finish Code See **Fold-Out** Inside Back Cover

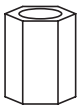

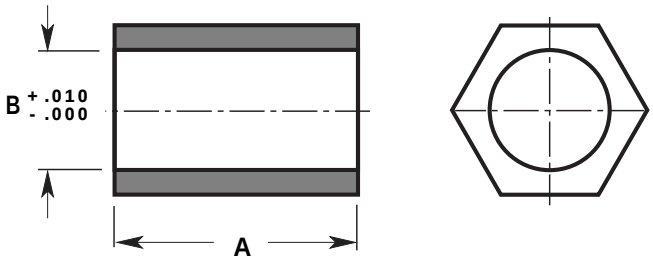

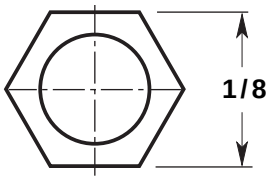

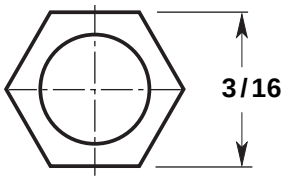

No. 109 — 1/8”

MATERIAL	CODE
Aluminum	AL
Brass	BR
Stainless Steel	SS
Steel	ST
Nylon	NY

B (I.D.)
.064
.091

BASIC NO.	PART NO.	A (LENGTH)
109	01	1/8
109	02	3/16
109	03	1/4
109	04	5/16
109	05	3/8
109	06	7/16
109	07	1/2

No. 110 — 3/16”

MATERIAL	CODE
Aluminum	AL
Brass	BR
Stainless Steel	SS
Steel	ST
Nylon	NY

B (I.D.)
.091
.115

BASIC NO.	PART NO.	A (LENGTH)
110	01	1/8
110	02	3/16
110	03	1/4
110	04	5/16
110	05	3/8
110	06	7/16
110	07	1/2
110	08	9/16
110	09	5/8
110	10	11/16
110	11	3/4
110	12	13/16
110	13	7/8
110	14	15/16
110	15	1"

ORDERING INFORMATION

XXX–XX	XX	XXX	X
Basic No & Part No	Material	I.D.	Finish
Example			
110–12	**SS**	**115**	✻

✻ For Finish Code See **Fold-Out** Inside Back Cover

HEX SPACERS

111 *1/4*
112 *5/16*

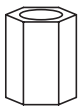

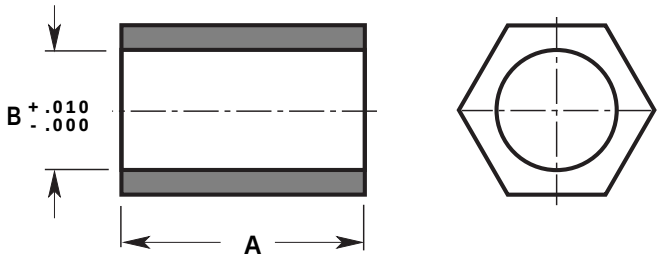

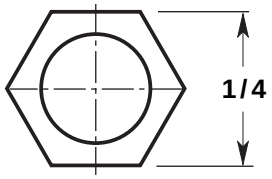

No. 111 — 1/4”

MATERIAL	CODE
Aluminum	AL
Brass	BR
Stainless Steel	SS
Steel	ST
Nylon	NY

B (I.D.)
.091
.115
.140
.166
.171

BASIC NO.	PART NO.	A (LENGTH)
111	01	1/8
111	02	3/16
111	03	1/4
111	04	5/16
111	05	3/8
111	06	7/16
111	07	1/2
111	08	9/16
111	09	5/8
111	10	11/16
111	11	3/4
111	12	13/16
111	13	7/8
111	14	15/16
111	15	1"
111	16	1-1/16
111	17	1-1/8
111	18	1-3/16
111	19	1-1/4
111	20	1-5/16
111	21	1-3/8
111	22	1-7/16
111	23	1-1/2
111	24	1-9/16
111	25	1-5/8
111	26	1-11/16
111	27	1-3/4
111	28	1-13/16
111	29	1-7/8
111	30	1-15/16
111	31	2"

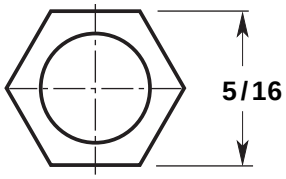

No. 112 — 5/16”

MATERIAL	CODE
Aluminum	AL
Brass	BR
Stainless Steel	SS
Steel	ST
Nylon	NY

B (I.D.)
.115
.140
.166
.171
.194

BASIC NO.	PART NO.	A (LENGTH)
112	01	1/8
112	02	3/16
112	03	1/4
112	04	5/16
112	05	3/8
112	06	7/16
112	07	1/2
112	08	9/16
112	09	5/8
112	10	11/16
112	11	3/4
112	12	13/16
112	13	7/8
112	14	15/16
112	15	1"
112	16	1-1/16
112	17	1-1/8
112	18	1-3/16
112	19	1-1/4
112	20	1-5/16
112	21	1-3/8
112	22	1-7/16
112	23	1-1/2
112	24	1-9/16
112	25	1-5/8
112	26	1-11/16
112	27	1-3/4
112	28	1-13/16
112	29	1-7/8
112	30	1-15/16
112	31	2"

ORDERING INFORMATION

XXX–XX	XX	XXX	X
Basic No & Part No	Material	I.D.	Finish
Example			
111–12	**SS**	**140**	✻

✻ For Finish Code See **Fold-Out** Inside Back Cover

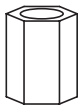

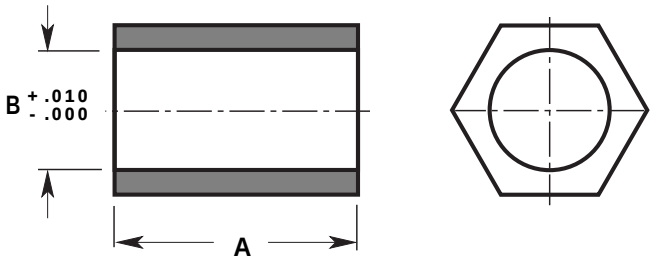

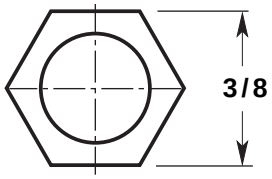

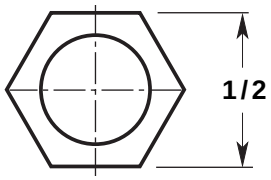

No. 113 — 3/8”

MATERIAL	CODE
Aluminum	AL
Brass	BR
Stainless Steel	SS
Steel	ST
Nylon	NY

B (I.D.)
.140
.166
.171
.194
.219

BASIC NO.	PART NO.	A (LENGTH)
113	01	1/8
113	02	3/16
113	03	1/4
113	04	5/16
113	05	3/8
113	06	7/16
113	07	1/2
113	08	9/16
113	09	5/8
113	10	11/16
113	11	3/4
113	12	13/16
113	13	7/8
113	14	15/16
113	15	1"
113	16	1-1/16
113	17	1-1/8
113	18	1-3/16
113	19	1-1/4
113	20	1-5/16
113	21	1-3/8
113	22	1-7/16
113	23	1-1/2
113	24	1-9/16
113	25	1-5/8
113	26	1-11/16
113	27	1-3/4
113	28	1-13/16
113	29	1-7/8
113	30	1-15/16
113	31	2"

No. 114 — 1/2”

MATERIAL	CODE
Aluminum	AL
Brass	BR
Stainless Steel	SS
Steel	ST
Nylon	NY

B (I.D.)
.140
.166
.171
.194
.219
.252

BASIC NO.	PART NO.	A (LENGTH)
114	01	1/8
114	02	3/16
114	03	1/4
114	04	5/16
114	05	3/8
114	06	7/16
114	07	1/2
114	08	9/16
114	09	5/8
114	10	11/16
114	11	3/4
114	12	13/16
114	13	7/8
114	14	15/16
114	15	1"
114	16	1-1/16
114	17	1-1/8
114	18	1-3/16
114	19	1-1/4
114	20	1-5/16
114	21	1-3/8
114	22	1-7/16
114	23	1-1/2
114	24	1-9/16
114	25	1-5/8
114	26	1-11/16
114	27	1-3/4
114	28	1-13/16
114	29	1-7/8
114	30	1-15/16
114	31	2"

ORDERING INFORMATION

XXX–XX	XX	XXX	X
Basic No & Part No	Material	I.D.	Finish
Example			
113–12	**SS**	**219**	✻

✻ For Finish Code See **Fold-Out** Inside Back Cover

HEX SPACERS

115 *5/8*
116 *3/4*

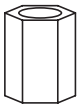

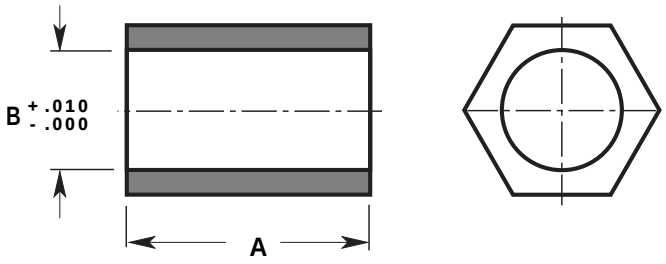

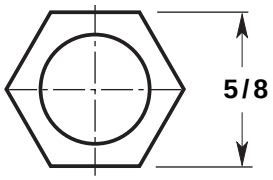

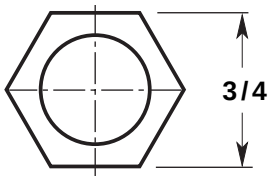

No. 115 — 5/8”

MATERIAL	CODE
Aluminum	AL
Brass	BR
Stainless Steel	SS
Steel	ST
Nylon	NY

B (I.D.)	
.140	.219
.166	.252
.171	.315
.194	.380

BASIC NO.	PART NO.	A (LENGTH)
115	01	1/8
115	02	3/16
115	03	1/4
115	04	5/16
115	05	3/8
115	06	7/16
115	07	1/2
115	08	9/16
115	09	5/8
115	10	11/16
115	11	3/4
115	12	13/16
115	13	7/8
115	14	15/16
115	15	1"
115	16	1-1/16
115	17	1-1/8
115	18	1-3/16
115	19	1-1/4
115	20	1-5/16
115	21	1-3/8
115	22	1-7/16
115	23	1-1/2
115	24	1-9/16
115	25	1-5/8
115	26	1-11/16
115	27	1-3/4
115	28	1-13/16
115	29	1-7/8
115	30	1-15/16
115	31	2"

No. 116 — 3/4”

MATERIAL	CODE
Aluminum	AL
Brass	BR
Stainless Steel	SS
Steel	ST
Nylon	NY

B (I.D.)	
.140	.252
.166	.315
.171	.380
.194	.440
.219	.505

BASIC NO.	PART NO.	A (LENGTH)
116	01	1/8
116	02	3/16
116	03	1/4
116	04	5/16
116	05	3/8
116	06	7/16
116	07	1/2
116	08	9/16
116	09	5/8
116	10	11/16
116	11	3/4
116	12	13/16
116	13	7/8
116	14	15/16
116	15	1"
116	16	1-1/16
116	17	1-1/8
116	18	1-3/16
116	19	1-1/4
116	20	1-5/16
116	21	1-3/8
116	22	1-7/16
116	23	1-1/2
116	24	1-9/16
116	25	1-5/8
116	26	1-11/16
116	27	1-3/4
116	28	1-13/16
116	29	1-7/8
116	30	1-15/16
116	31	2"

ORDERING INFORMATION

XXX–XX	XX	XXX	X
Basic No & Part No	Material	I.D.	Finish
Example			
116–30	**ST**	**171**	✻

✻ For Finish Code See **Fold-Out** Inside Back Cover

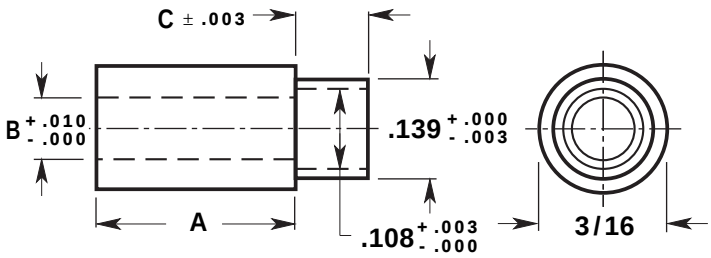

MATERIAL	CODE
Aluminum	AL
Brass	BR
Stainless Steel	SS
Steel	ST

B (I.D.)
.091
.101

SWAGE LENGTH C ±.003	CODE	BOARD THICKNESS
.075	1	1/32
.105	2	1/16
.135	3	3/32
.165	4	1/8
.230	5	3/16
.290	6	1/4

BASIC NO.	PART NO.	A (LENGTH)
117	**01**	**1/8**
117	**02**	**3/16**
117	**03**	**1/4**
117	**04**	**5/16**
117	**05**	**3/8**
117	**06**	**7/16**
117	**07**	**1/2**
117	**08**	**9/16**
117	**09**	**5/8**
117	**10**	**11/16**
117	**11**	**3/4**
117	**12**	**13/16**
117	**13**	**7/8**
117	**14**	**15/16**
117	**15**	**1"**

ORDERING INFORMATION

XXX–XX	XX	XXX	X	X
Basic No & Part No	Material	I.D.	C	Finish
	Example			
117–02	**ST**	**091**	**1**	✻

✻ For Finish Code See **Fold-Out** Inside Back Cover

ROUND SWAGE SPACERS

118 *1/4*

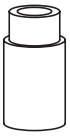

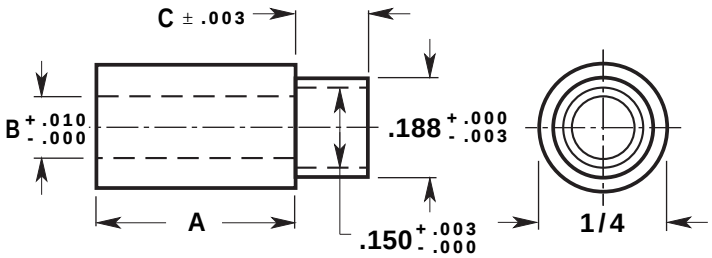

MATERIAL	CODE
Aluminum	AL
Brass	BR
Stainless Steel	SS
Steel	ST

B (I.D.)
.091
.101
.115
.140

SWAGE LENGTH C ±.003	CODE	BOARD THICKNESS
.075	1	1/32
.105	2	1/16
.135	3	3/32
.165	4	1/8
.230	5	3/16
.290	6	1/4

BASIC NO.	PART NO.	A (LENGTH)
118	**01**	**1/8**
118	**02**	**3/16**
118	**03**	**1/4**
118	**04**	**5/16**
118	**05**	**3/8**
118	**06**	**7/16**
118	**07**	**1/2**
118	**08**	**9/16**
118	**09**	**5/8**
118	**10**	**11/16**
118	**11**	**3/4**
118	**12**	**13/16**
118	**13**	**7/8**
118	**14**	**15/16**
118	**15**	**1"**

ORDERING INFORMATION

XXX–XX	XX	XXX	X	X
Basic No & Part No	Material	I.D.	C	Finish
	Example			
118–02	**ST**	**091**	**1**	✻

✻ For Finish Code See **Fold-Out** Inside Back Cover

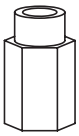

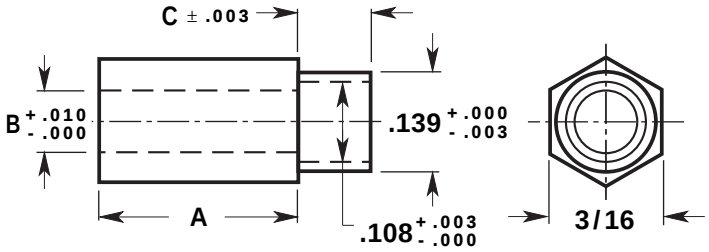

MATERIAL	CODE
Aluminum	AL
Brass	BR
Stainless Steel	SS
Steel	ST

B (I.D.)
.091
.101

SWAGE LENGTH C ±.003	CODE	BOARD THICKNESS
.075	1	1/32
.105	2	1/16
.135	3	3/32
.165	4	1/8
.230	5	3/16
.290	6	1/4

BASIC NO.	PART NO.	A LENGTH
119	**01**	**1/8**
119	**02**	**3/16**
119	**03**	**1/4**
119	**04**	**5/16**
119	**05**	**3/8**
119	**06**	**7/16**
119	**07**	**1/2**
119	**08**	**9/16**
119	**09**	**5/8**
119	**10**	**11/16**
119	**11**	**3/4**
119	**12**	**13/16**
119	**13**	**7/8**
119	**14**	**15/16**
119	**15**	**1"**

ORDERING INFORMATION

XXX–XX	XX	XXX	X	X
Basic No & Part No	Material	I.D.	C	Finish
	Example			
119–02	**AL**	**101**	**1**	✻

✻ For Finish Code See **Fold-Out** Inside Back Cover

HEX SWAGE SPACERS

120 *1/4*

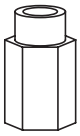

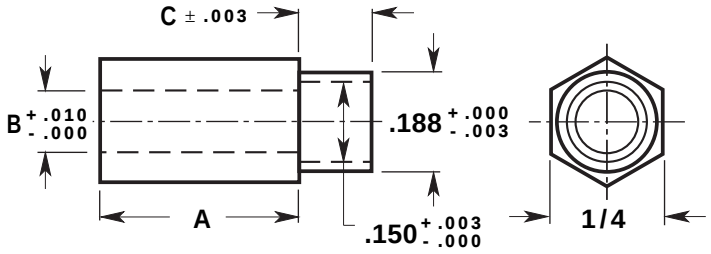

MATERIAL	CODE
Aluminum	AL
Brass	BR
Stainless Steel	SS
Steel	ST

B (I.D.)
.101
.115
.140

SWAGE LENGTH C ±.003	CODE	BOARD THICKNESS
.075	1	1/32
.105	2	1/16
.135	3	3/32
.165	4	1/8
.230	5	3/16
.290	6	1/4

BASIC NO.	PART NO.	A LENGTH
120	**01**	**1/8**
120	**02**	**3/16**
120	**03**	**1/4**
120	**04**	**5/16**
120	**05**	**3/8**
120	**06**	**7/16**
120	**07**	**1/2**
120	**08**	**9/16**
120	**09**	**5/8**
120	**10**	**11/16**
120	**11**	**3/4**
120	**12**	**13/16**
120	**13**	**7/8**
120	**14**	**15/16**
120	**15**	**1"**

ORDERING INFORMATION

XXX–XX	XX	XXX	X	X
Basic No & Part No	Material	I.D.	C	Finish
	Example			
120–02	**AL**	**101**	**1**	✻

✻ For Finish Code See **Fold-Out** Inside Back Cover

ROUND FEMALE STANDOFFS

1/8 121
3/16 122

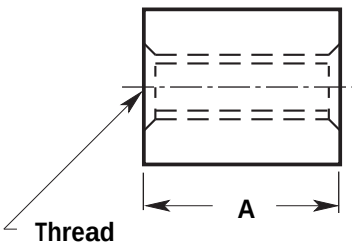

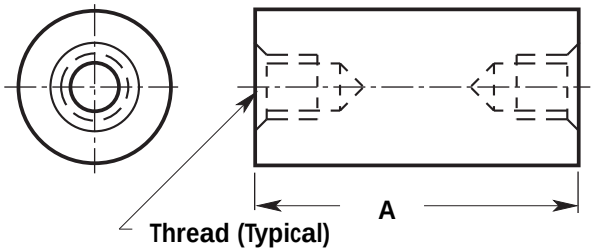



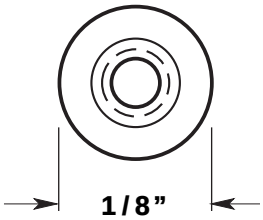

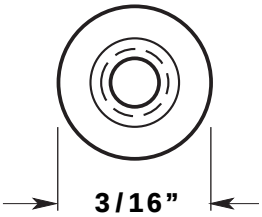

DEPTH OF THREADS TAPPED THRU			
THREAD	ALUM • BRASS STEEL • NYLON	STAINLESS STEEL	SCREW DEPTH
0-80	3/8	1/4	3/16
2-56	3/4	5/8	3/16

BASIC NO.	PART NO.	A LENGTH
121	01	1/8
121	02	3/16
121	03	1/4
121	04	5/16
121	05	3/8
121	06	7/16
121	07	1/2
121	08	9/16
121	09	5/8
121	10	11/16
121	11	3/4
121	12	13/16
121	13	7/8
121	14	15/16
121	15	1"
121	16	1-1/16
121	17	1-1/8
121	18	1-3/16
121	19	1-1/4
121	20	1-5/16
121	21	1-3/8
121	22	1-7/16
121	23	1-1/2
121	24	1-9/16
121	25	1-5/8
121	26	1-11/16
121	27	1-3/4
121	28	1-13/16
121	29	1-7/8
121	30	1-15/16
121	31	2"

DEPTH OF THREADS TAPPED THRU			
THREAD	ALUM • BRASS • NYLON PHENOLIC • STEEL	STAINLESS STEEL	SCREW DEPTH
2-56	3/4	5/8	3/16
4-40	1"	3/4	1/4

BASIC NO.	PART NO.	A LENGTH
122	01	1/8
122	02	3/16
122	03	1/4
122	04	5/16
122	05	3/8
122	06	7/16
122	07	1/2
122	08	9/16
122	09	5/8
122	10	11/16
122	11	3/4
122	12	13/16
122	13	7/8
122	14	15/16
122	15	1"
122	16	1-1/16
122	17	1-1/8
122	18	1-3/16
122	19	1-1/4
122	20	1-5/16
122	21	1-3/8
122	22	1-7/16
122	23	1-1/2

BASIC NO.	PART NO.	A LENGTH
122	24	1-9/16
122	25	1-5/8
122	26	1-11/16
122	27	1-3/4
122	28	1-13/16
122	29	1-7/8
122	30	1-15/16
122	31	2"
122	32	2-1/16
122	33	2-1/8
122	34	2-3/16
122	35	2-1/4
122	36	2-5/16
122	37	2-3/8
122	38	2-7/16
122	39	2-1/2
122	40	2-9/16
122	41	2-5/8
122	42	2-11/16
122	43	2-3/4
122	44	2-13/16
122	45	2-7/8
122	46	2-15/16
122	47	3"

ORDERING INFORMATION

XXX–XX	XX	XXX	X
Basic No & Part No	Material	Thd.	Finish

Example

121–02	ST	256	✻

✻ For Finish Code See **Fold-Out** Inside Back Cover

MATERIAL	CODE
Aluminum	AL
Brass	BR
Stainless Steel	SS
Steel	ST
Nylon	NY
Phenolic	PHP

ROUND FEMALE STANDOFFS

123 *1/4*

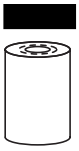

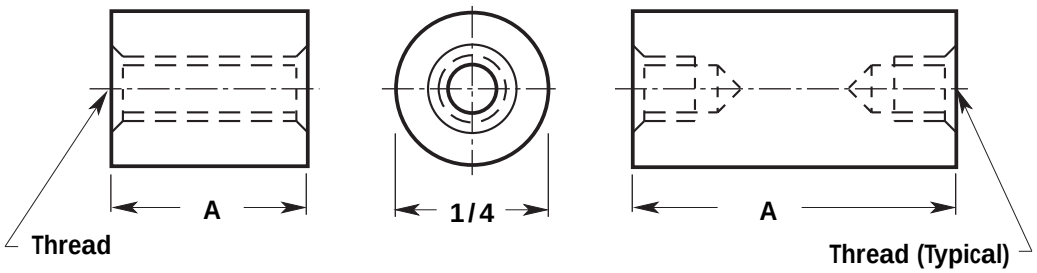

DEPTH OF THREADS TAPPED THRU			
THREAD	**ALUM • BRASS • NYLON PHENOLIC • STEEL**	**STAINLESS STEEL**	**SCREW DEPTH**
4-40	1"	3/4	1/4
6-32	1"	1"	3/8
8-32	1"	1"	7/16
10-32	1-1/8	1"	1/2

BASIC NO.	PART NO.	A LENGTH
123	**01**	**1/8**
123	**02**	**3/16**
123	**03**	**1/4**
123	**04**	**5/16**
123	**05**	**3/8**
123	**06**	**7/16**
123	**07**	**1/2**
123	**08**	**9/16**
123	**09**	**5/8**
123	**10**	**11/16**
123	**11**	**3/4**
123	**12**	**13/16**
123	**13**	**7/8**
123	**14**	**15/16**
123	**15**	**1"**
123	**16**	**1-1/16**
123	**17**	**1-1/8**
123	**18**	**1-3/16**
123	**19**	**1-1/4**
123	**20**	**1-5/16**
123	**21**	**1-3/8**
123	**22**	**1-7/16**
123	**23**	**1-1/2**
123	**24**	**1-9/16**
123	**25**	**1-5/8**
123	**26**	**1-11/16**
123	**27**	**1-3/4**
123	**28**	**1-13/16**
123	**29**	**1-7/8**
123	**30**	**1-15/16**
123	**31**	**2"**
123	**32**	**2-1/8**
123	**33**	**2-1/4**
123	**34**	**2-3/8**

BASIC NO.	PART NO.	A LENGTH
123	**35**	**2-1/2**
123	**36**	**2-5/8**
123	**37**	**2-3/4**
123	**38**	**2-7/8**
123	**39**	**3"**
123	**40**	**3-1/4**
123	**41**	**3-1/2**
123	**42**	**3-3/4**
123	**43**	**4"**
123	**44**	**4-1/4**
123	**45**	**4-1/2**
123	**46**	**4-3/4**
123	**47**	**5"**
123	**48**	**5-1/4**
123	**49**	**5-1/2**
123	**50**	**5-3/4**
123	**51**	**6"**
123	**52**	**6-1/4**
123	**53**	**6-1/2**
123	**54**	**6-3/4**
123	**55**	**7"**
123	**56**	**7-1/4**
123	**57**	**7-1/2**
123	**58**	**7-3/4**
123	**59**	**8"**
123	**60**	**8-1/4**
123	**61**	**8-1/2**
123	**62**	**8-3/4**
123	**63**	**9"**
123	**64**	**9-1/4**
123	**65**	**9-1/2**
123	**66**	**9-3/4**
123	**67**	**10"**

MATERIAL	CODE
Aluminum	AL
Brass	BR
Stainless Steel	SS
Steel	ST
Nylon	NY
Phenolic	PHP

ORDERING INFORMATION

XXX–XX	XX	XXX	X
Basic No & Part No	Material	Thd.	Finish

Example

123–09	**SS**	**632**	✻

✻ For Finish Code See **Fold-Out** Inside Back Cover

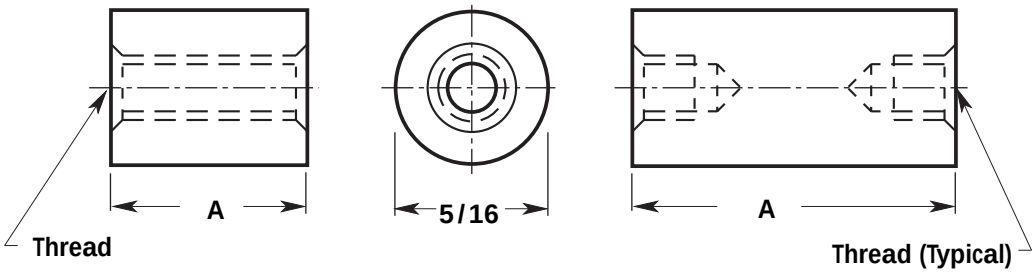

DEPTH OF THREADS TAPPED THRU			
THREAD	**ALUM • BRASS • NYLON PHENOLIC • STEEL**	**STAINLESS STEEL**	**SCREW DEPTH**
4-40	1"	3/4	1/4
6-32	1"	1"	3/8
8-32	1"	1"	7/16
10-32	1-1/8	1"	1/2

BASIC NO.	PART NO.	A LENGTH
124	01	1/8
124	02	3/16
124	03	1/4
124	04	5/16
124	05	3/8
124	06	7/16
124	07	1/2
124	08	9/16
124	09	5/8
124	10	11/16
124	11	3/4
124	12	13/16
124	13	7/8
124	14	15/16
124	15	1"
124	16	1-1/16
124	17	1-1/8
124	18	1-3/16
124	19	1-1/4
124	20	1-5/16
124	21	1-3/8
124	22	1-7/16
124	23	1-1/2
124	24	1-9/16
124	25	1-5/8
124	26	1-11/16
124	27	1-3/4
124	28	1-13/16
124	29	1-7/8
124	30	1-15/16
124	31	2"
124	32	2-1/8
124	33	2-1/4
124	34	2-3/8

BASIC NO.	PART NO.	A LENGTH
124	35	2-1/2
124	36	2-5/8
124	37	2-3/4
124	38	2-7/8
124	39	3"
124	40	3-1/4
124	41	3-1/2
124	42	3-3/4
124	43	4"
124	44	4-1/4
124	45	4-1/2
124	46	4-3/4
124	47	5"
124	48	5-1/4
124	49	5-1/2
124	50	5-3/4
124	51	6"
124	52	6-1/4
124	53	6-1/2
124	54	6-3/4
124	55	7"
124	56	7-1/4
124	57	7-1/2
124	58	7-3/4
124	59	8"
124	60	8-1/4
124	61	8-1/2
124	62	8-3/4
124	63	9"
124	64	9-1/4
124	65	9-1/2
124	66	9-3/4
124	67	10"

ORDERING INFORMATION

XXX–XX	XX	XXX	X
Basic No & Part No	Material	Thd.	Finish

Example

124–09	SS	632	✻

✻ For Finish Code See **Fold-Out** Inside Back Cover

MATERIAL	CODE
Aluminum	AL
Brass	BR
Stainless Steel	SS
Steel	ST
Nylon	NY
Phenolic	PHP

ROUND FEMALE STANDOFFS

125 *3/8*

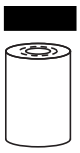

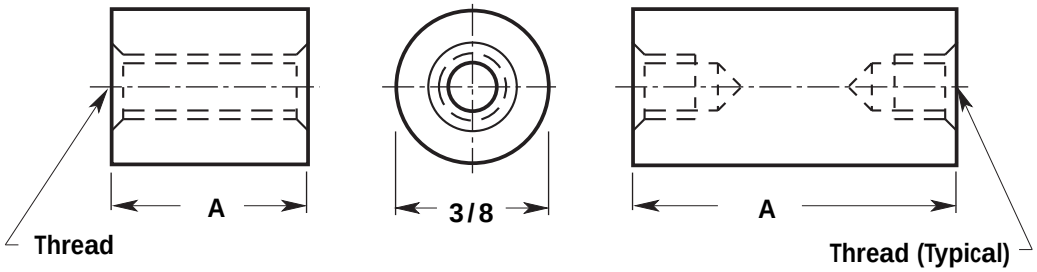

DEPTH OF THREADS TAPPED THRU			
THREAD	**ALUM • BRASS • NYLON PHENOLIC • STEEL**	**STAINLESS STEEL**	**SCREW DEPTH**
6-32	1"	1"	3/8
8-32	1"	1"	7/16
10-32	1-1/8	1"	1/2
12-24	1-1/8	1"	1/2

BASIC NO.	PART NO.	A LENGTH
125	01	1/8
125	02	3/16
125	03	1/4
125	04	5/16
125	05	3/8
125	06	7/16
125	07	1/2
125	08	9/16
125	09	5/8
125	10	11/16
125	11	3/4
125	12	13/16
125	13	7/8
125	14	15/16
125	15	1"
125	16	1-1/16
125	17	1-1/8
125	18	1-3/16
125	19	1-1/4
125	20	1-5/16
125	21	1-3/8
125	22	1-7/16
125	23	1-1/2
125	24	1-9/16
125	25	1-5/8
125	26	1-11/16
125	27	1-3/4
125	28	1-13/16
125	29	1-7/8
125	30	1-15/16
125	31	2"
125	32	2-1/8
125	33	2-1/4
125	34	2-3/8

BASIC NO.	PART NO.	A LENGTH
125	35	2-1/2
125	36	2-5/8
125	37	2-3/4
125	38	2-7/8
125	39	3"
125	40	3-1/4
125	41	3-1/2
125	42	3-3/4
125	43	4"
125	44	4-1/4
125	45	4-1/2
125	46	4-3/4
125	47	5"
125	48	5-1/4
125	49	5-1/2
125	50	5-3/4
125	51	6"
125	52	6-1/4
125	53	6-1/2
125	54	6-3/4
125	55	7"
125	56	7-1/4
125	57	7-1/2
125	58	7-3/4
125	59	8"
125	60	8-1/4
125	61	8-1/2
125	62	8-3/4
125	63	9"
125	64	9-1/4
125	65	9-1/2
125	66	9-3/4
125	67	10"

MATERIAL	CODE
Aluminum	AL
Brass	BR
Stainless Steel	SS
Steel	ST
Nylon	NY
Phenolic	PHP

ORDERING INFORMATION

XXX–XX	XX	XXX	X
Basic No & Part No	Material	Thd.	Finish
Example			
125–08	**ST**	**632**	✻

✻ For Finish Code See **Fold-Out** Inside Back Cover

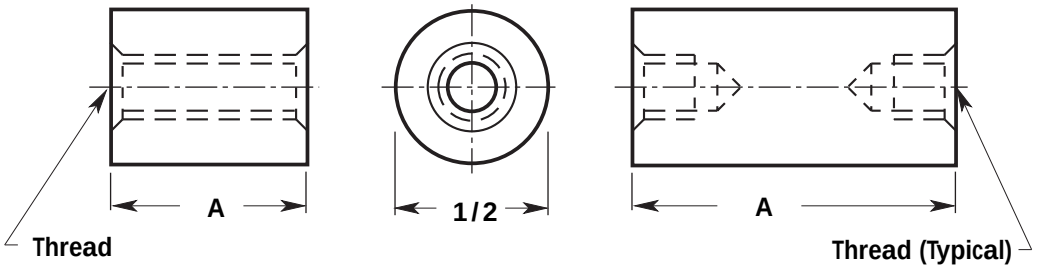

DEPTH OF THREADS TAPPED THRU			
THREAD	**ALUM • BRASS • NYLON PHENOLIC • STEEL**	**STAINLESS STEEL**	**SCREW DEPTH**
6-32	1"	1"	3/8
8-32	1"	1"	7/16
10-32	1-1/8	1"	1/2
12-24	1-1/8	1"	1/2
1/4-20	1-1/4	1-1/4	5/8

BASIC NO.	PART NO.	A LENGTH
126	**01**	**1/8**
126	**02**	**3/16**
126	**03**	**1/4**
126	**04**	**5/16**
126	**05**	**3/8**
126	**06**	**7/16**
126	**07**	**1/2**
126	**08**	**9/16**
126	**09**	**5/8**
126	**10**	**11/16**
126	**11**	**3/4**
126	**12**	**13/16**
126	**13**	**7/8**
126	**14**	**15/16**
126	**15**	**1"**
126	**16**	**1-1/16**
126	**17**	**1-1/8**
126	**18**	**1-3/16**
126	**19**	**1-1/4**
126	**20**	**1-5/16**
126	**21**	**1-3/8**
126	**22**	**1-7/16**
126	**23**	**1-1/2**
126	**24**	**1-9/16**
126	**25**	**1-5/8**
126	**26**	**1-11/16**
126	**27**	**1-3/4**
126	**28**	**1-13/16**
126	**29**	**1-7/8**
126	**30**	**1-15/16**
126	**31**	**2"**
126	**32**	**2-1/8**
126	**33**	**2-1/4**
126	**34**	**2-3/8**

BASIC NO.	PART NO.	A LENGTH
126	**35**	**2-1/2**
126	**36**	**2-5/8**
126	**37**	**2-3/4**
126	**38**	**2-7/8**
126	**39**	**3"**
126	**40**	**3-1/4**
126	**41**	**3-1/2**
126	**42**	**3-3/4**
126	**43**	**4"**
126	**44**	**4-1/4**
126	**45**	**4-1/2**
126	**46**	**4-3/4**
126	**47**	**5"**
126	**48**	**5-1/4**
126	**49**	**5-1/2**
126	**50**	**5-3/4**
126	**51**	**6"**
126	**52**	**6-1/4**
126	**53**	**6-1/2**
126	**54**	**6-3/4**
126	**55**	**7"**
126	**56**	**7-1/4**
126	**57**	**7-1/2**
126	**58**	**7-3/4**
126	**59**	**8"**
126	**60**	**8-1/4**
126	**61**	**8-1/2**
126	**62**	**8-3/4**
126	**63**	**9"**
126	**64**	**9-1/4**
126	**65**	**9-1/2**
126	**66**	**9-3/4**
126	**67**	**10"**

ORDERING INFORMATION

XXX–XX	XX	XXX	X
Basic No & Part No	Material	Thd.	Finish

Example

126–08	**ST**	**632**	✻

✻ For Finish Code See **Fold-Out** Inside Back Cover

MATERIAL	CODE
Aluminum	AL
Brass	BR
Stainless Steel	SS
Steel	ST
Nylon	NY
Phenolic	PHP

ROUND FEMALE STANDOFFS

127 *5/8*

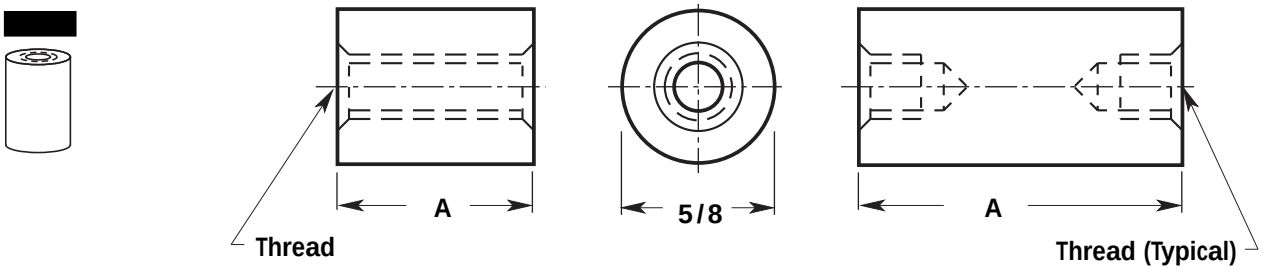

DEPTH OF THREADS TAPPED THRU			
THREAD	**ALUM • BRASS • NYLON PHENOLIC • STEEL**	**STAINLESS STEEL**	**SCREW DEPTH**
8-32	1"	1"	7/16
10-32	1-1/8	1"	1/2
12-24	1-1/8	1"	1/2
1/4-20	1-1/4	1-1/4	5/8
5/16-18	1-1/4	1-1/4	5/8
3/8-16	1-1/4	1-1/4	5/8
7/16-14	1-1/4	1-1/4	5/8

BASIC NO.	PART NO.	A LENGTH
127	**01**	**1/8**
127	**02**	**3/16**
127	**03**	**1/4**
127	**04**	**5/16**
127	**05**	**3/8**
127	**06**	**7/16**
127	**07**	**1/2**
127	**08**	**9/16**
127	**09**	**5/8**
127	**10**	**11/16**
127	**11**	**3/4**
127	**12**	**13/16**
127	**13**	**7/8**
127	**14**	**15/16**
127	**15**	**1"**
127	**16**	**1-1/16**
127	**17**	**1-1/8**
127	**18**	**1-3/16**
127	**19**	**1-1/4**
127	**20**	**1-5/16**
12	**21**	**1-3/8**
127	**22**	**1-7/16**
127	**23**	**1-1/2**
127	**24**	**1-9/16**
127	**25**	**1-5/8**
127	**26**	**1-11/16**
127	**27**	**1-3/4**
127	**28**	**1-13/16**
127	**29**	**1-7/8**
127	**30**	**1-15/16**
127	**31**	**2"**
127	**32**	**2-1/8**
127	**33**	**2-1/4**
127	**34**	**2-3/8**

BASIC NO.	PART NO.	A LENGTH
127	**35**	**2-1/2**
127	**36**	**2-5/8**
127	**37**	**2-3/4**
127	**38**	**2-7/8**
127	**39**	**3"**
127	**40**	**3-1/4**
127	**41**	**3-1/2**
127	**42**	**3-3/4**
127	**43**	**4"**
127	**44**	**4-1/4**
127	**45**	**4-1/2**
127	**46**	**4-3/4**
127	**47**	**5"**
127	**48**	**5-1/4**
127	**49**	**5-1/2**
127	**50**	**5-3/4**
127	**51**	**6"**
127	**52**	**6-1/4**
127	**53**	**6-1/2**
127	**54**	**6-3/4**
127	**55**	**7"**
127	**56**	**7-1/4**
127	**57**	**7-1/2**
127	**58**	**7-3/4**
127	**59**	**8"**
127	**60**	**8-1/4**
127	**61**	**8-1/2**
127	**62**	**8-3/4**
127	**63**	**9"**
127	**64**	**9-1/4**
127	**65**	**9-1/2**
127	**66**	**9-3/4**
127	**67**	**10"**

MATERIAL	CODE
Aluminum	AL
Brass	BR
Stainless Steel	SS
Steel	ST
Nylon	NY
Phenolic	PHP

ORDERING INFORMATION

XXX–XX	XX	XXX	X
Basic No & Part No	Material	Thd.	Finish

Example

127–07 **SS** **1032** ✻

✻ For Finish Code See **Fold-Out** Inside Back Cover

HEX FEMALE STANDOFFS

1/8 128

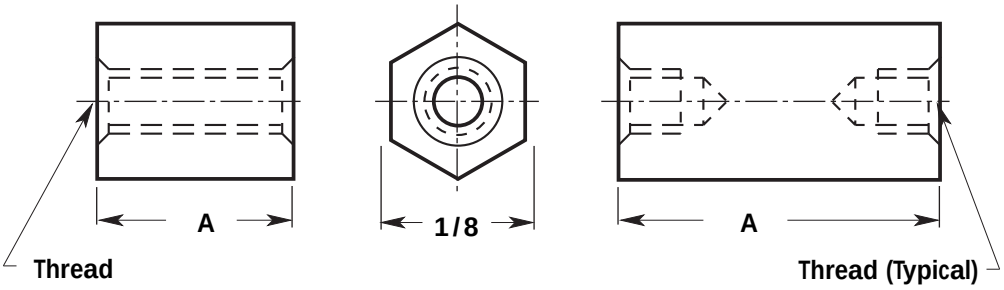

DEPTH OF THREADS TAPPED THRU			
THREAD	**ALUM • BRASS NYLON**	**STAINLESS STEEL**	**SCREW DEPTH**
0-80	3/8	1/4	3/16
2-56	3/4	5/8	3/16

BASIC NO.	PART NO.	A LENGTH
128	**01**	**1/8**
128	**02**	**3/16**
128	**03**	**1/4**
128	**04**	**5/16**
128	**05**	**3/8**
128	**06**	**7/16**
128	**07**	**1/2**
128	**08**	**9/16**
128	**09**	**5/8**
128	**10**	**11/16**
128	**11**	**3/4**
128	**12**	**13/16**
128	**13**	**7/8**
128	**14**	**15/16**
128	**15**	**1"**
128	**16**	**1-1/16**
128	**17**	**1-1/8**
128	**18**	**1-3/16**
128	**19**	**1-1/4**
128	**20**	**1-5/16**
128	**21**	**1-3/8**
128	**22**	**1-7/16**
128	**23**	**1-1/2**
128	**24**	**1-9/16**
128	**25**	**1-5/8**
128	**26**	**1-11/16**
128	**27**	**1-3/4**
128	**28**	**1-13/16**
128	**29**	**1-7/8**
128	**30**	**1-15/16**
128	**31**	**2"**

ORDERING INFORMATION

XXX–XX	XX	XXX	X
Basic No & Part No	Material	Thd.	Finish
Example			
128–04	**AL**	**256**	✻

✻ For Finish Code See **Fold-Out** Inside Back Cover

MATERIAL	CODE
Aluminum*	AL
Brass	BR
Stainless Steel	SS
Steel	ST

*** Special Order Only**

HEX FEMALE STANDOFFS

129 *3/16*

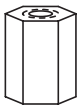

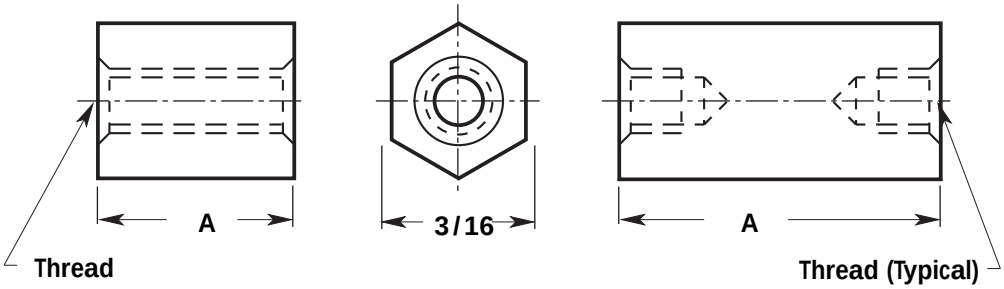

DEPTH OF THREADS TAPPED THRU			
THREAD	**ALUM • BRASS NYLON • STEEL**	**STAINLESS STEEL**	**SCREW DEPTH**
2-56	3/4	5/8	3/16
4-40	1"	3/4	1/4

BASIC NO.	PART NO.	A LENGTH
129	01	1/8
129	02	3/16
129	03	1/4
129	04	5/16
129	05	3/8
129	06	7/16
129	07	1/2
129	08	9/16
129	09	5/8
129	10	11/16
129	11	3/4
129	12	13/16
129	13	7/8
129	14	15/16
129	15	1"
129	16	1-1/16
129	17	1-1/8
129	18	1-3/16
129	19	1-1/4
129	20	1-5/16
129	21	1-3/8
129	22	1-7/16
129	23	1-1/2

BASIC NO.	PART NO.	A LENGTH
129	24	1-9/16
129	25	1-5/8
129	26	1-11/16
129	27	1-3/4
129	28	1-13/16
129	29	1-7/8
129	30	1-15/16
129	31	2"
129	32	2-1/16
129	33	2-1/8
129	34	2-3/16
129	35	2-1/4
129	36	2-5/16
129	37	2-3/8
129	38	2-7/16
129	39	2-1/2
129	40	2-9/16
129	41	2-5/8
129	42	2-11/16
129	43	2-3/4
129	44	2-13/16
129	45	2-7/8
129	46	2-15/16
129	47	3"

MATERIAL	CODE
Aluminum	AL
Brass	BR
Stainless Steel	SS
Steel	ST
Nylon	NY

ORDERING INFORMATION

XXX–XX	XX	XXX	X
Basic No & Part No	Material	Thd.	Finish
Example			
129–04	**AL**	**256**	✻

✻ For Finish Code See **Fold-Out** Inside Back Cover

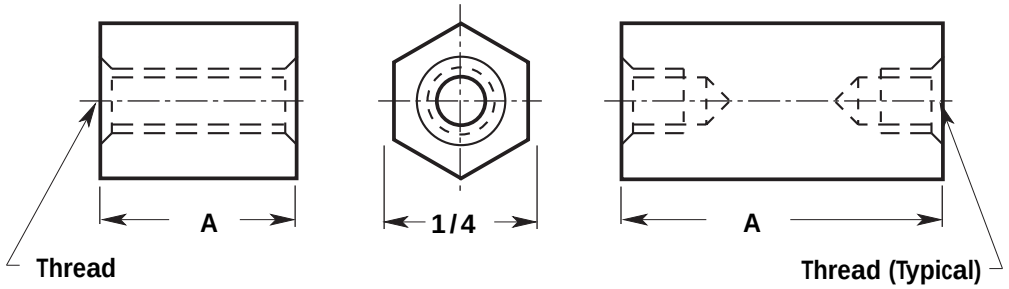

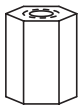

DEPTH OF THREADS TAPPED THRU			
THREAD	**ALUM • BRASS NYLON • STEEL**	**STAINLESS STEEL**	**SCREW DEPTH**
4-40	1"	3/4	1/4
6-32	1"	1"	3/8
8-32	1"	1"	7/16
10-32	1-1/8	1"	1/2

BASIC NO.	PART NO.	A LENGTH
130	**01**	**1/8**
130	**02**	**3/16**
130	**03**	**1/4**
130	**04**	**5/16**
130	**05**	**3/8**
130	**06**	**7/16**
130	**07**	**1/2**
130	**08**	**9/16**
130	**09**	**5/8**
130	**10**	**11/16**
130	**11**	**3/4**
130	**12**	**13/16**
130	**13**	**7/8**
130	**14**	**15/16**
130	**15**	**1"**
130	**16**	**1-1/16**
130	**17**	**1-1/8**
130	**18**	**1-3/16**
130	**19**	**1-1/4**
130	**20**	**1-5/16**
130	**21**	**1-3/8**
130	**22**	**1-7/16**
130	**23**	**1-1/2**
130	**24**	**1-9/16**
130	**25**	**1-5/8**
130	**26**	**1-11/16**
130	**27**	**1-3/4**
130	**28**	**1-13/16**
130	**29**	**1-7/8**
130	**30**	**1-15/16**
130	**31**	**2"**
130	**32**	**2-1/8**
130	**33**	**2-1/4**
130	**34**	**2-3/8**

BASIC NO.	PART NO.	A LENGTH
130	**35**	**2-1/2**
130	**36**	**2-5/8**
130	**37**	**2-3/4**
130	**38**	**2-7/8**
130	**39**	**3"**
130	**40**	**3-1/4**
130	**41**	**3-1/2**
130	**42**	**3-3/4**
130	**43**	**4"**
130	**44**	**4-1/4**
130	**45**	**4-1/2**
130	**46**	**4-3/4**
130	**47**	**5"**
130	**48**	**5-1/4**
130	**49**	**5-1/2**
130	**50**	**5-3/4**
130	**51**	**6"**
130	**52**	**6-1/4**
130	**53**	**6-1/2**
130	**54**	**6-3/4**
130	**55**	**7"**
130	**56**	**7-1/4**
130	**57**	**7-1/2**
130	**58**	**7-3/4**
130	**59**	**8"**
130	**60**	**8-1/4**
130	**61**	**8-1/2**
130	**62**	**8-3/4**
130	**63**	**9"**
130	**64**	**9-1/4**
130	**65**	**9-1/2**
130	**66**	**9-3/4**
130	**67**	**10"**

MATERIAL	CODE
Aluminum	AL
Brass	BR
Stainless Steel	SS
Steel	ST
Nylon	NY

ORDERING INFORMATION

XXX–XX	XX	XXX	X
Basic No & Part No	Material	Thd.	Finish
Example			
130–06	**BR**	**440**	✻

✻ For Finish Code See **Fold-Out** Inside Back Cover

HEX FEMALE STANDOFFS

131 *5/16*

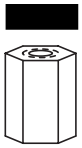

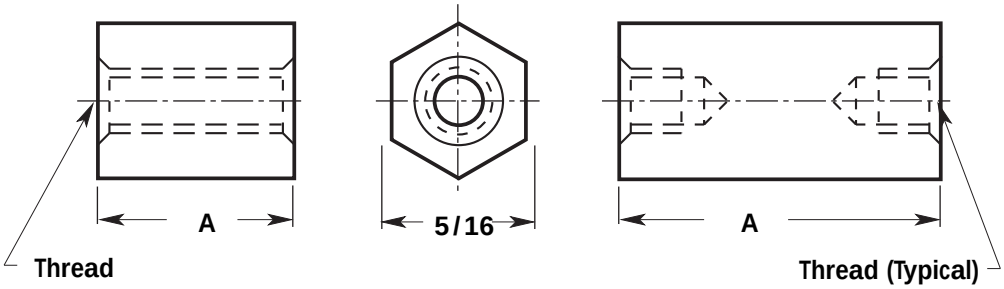

DEPTH OF THREADS TAPPED THRU			
THREAD	**ALUM • BRASS NYLON • STEEL**	**STAINLESS STEEL**	**SCREW DEPTH**
4-40	1"	3/4	1/4
6-32	1"	1"	3/8
8-32	1"	1"	7/16
10-32	1-1/8	1"	1/2

BASIC NO.	PART NO.	A LENGTH
131	01	1/8
131	02	3/16
131	03	1/4
131	04	5/16
131	05	3/8
131	06	7/16
131	07	1/2
131	08	9/16
131	09	5/8
131	10	11/16
131	11	3/4
131	12	13/16
131	13	7/8
131	14	15/16
131	15	1"
131	16	1-1/16
131	17	1-1/8
131	18	1-3/16
131	19	1-1/4
131	20	1-5/16
131	21	1-3/8
131	22	1-7/16
131	23	1-1/2
131	24	1-9/16
131	25	1-5/8
131	26	1-11/16
131	27	1-3/4
131	28	1-13/16
131	29	1-7/8
131	30	1-15/16
131	31	2"
131	32	2-1/8
131	33	2-1/4
131	34	2-3/8

BASIC NO.	PART NO.	A LENGTH
131	35	2-1/2
131	36	2-5/8
131	37	2-3/4
131	38	2-7/8
131	39	3"
131	40	3-1/4
131	41	3-1/2
131	42	3-3/4
131	43	4"
131	44	4-1/4
131	45	4-1/2
131	46	4-3/4
131	47	5"
131	48	5-1/4
131	49	5-1/2
131	50	5-3/4
131	51	6"
131	52	6-1/4
131	53	6-1/2
131	54	6-3/4
131	55	7"
131	56	7-1/4
131	57	7-1/2
131	58	7-3/4
131	59	8"
131	60	8-1/4
131	61	8-1/2
131	62	8-3/4
131	63	9"
131	64	9-1/4
131	65	9-1/2
131	66	9-3/4
131	67	10"

ORDERING INFORMATION

XXX–XX	XX	XXX	X
Basic No & Part No	Material	Thd.	Finish
Example			
131–06	**BR**	**440**	✻

✻ For Finish Code See **Fold-Out** Inside Back Cover

MATERIAL	CODE
Aluminum	AL
Brass	BR
Stainless Steel	SS
Steel	ST
Nylon	NY

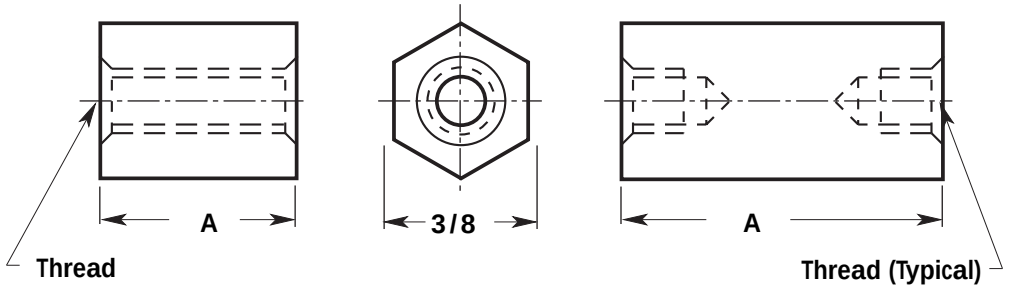

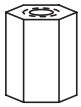

DEPTH OF THREADS TAPPED THRU			
THREAD	ALUM • BRASS NYLON • STEEL	STAINLESS STEEL	SCREW DEPTH
6-32	1"	1"	3/8
8-32	1"	1"	7/16
10-32	1-1/8	1"	1/2
12-24	1-1/8	1"	1/2
1/4-20	1-1/4	1-1/4	5/8

BASIC NO.	PART NO.	A LENGTH
132	01	1/8
132	02	3/16
132	03	1/4
132	04	5/16
132	05	3/8
132	06	7/16
132	07	1/2
132	08	9/16
132	09	5/8
132	10	11/16
132	11	3/4
132	12	13/16
132	13	7/8
132	14	15/16
132	15	1"
132	16	1-1/16
132	17	1-1/8
132	18	1-3/16
132	19	1-1/4
132	20	1-5/16
132	21	1-3/8
132	22	1-7/16
132	23	1-1/2
132	24	1-9/16
132	25	1-5/8
132	26	1-11/16
132	27	1-3/4
132	28	1-13/16
132	29	1-7/8
132	30	1-15/16
132	31	2"
132	32	2-1/8
132	33	2-1/4
132	34	2-3/8

BASIC NO.	PART NO.	A LENGTH
132	35	2-1/2
132	36	2-5/8
132	37	2-3/4
132	38	2-7/8
132	39	3"
132	40	3-1/4
132	41	3-1/2
132	42	3-3/4
132	43	4"
132	44	4-1/4
132	45	4-1/2
132	46	4-3/4
132	47	5"
132	48	5-1/4
132	49	5-1/2
132	50	5-3/4
132	51	6"
132	52	6-1/4
132	53	6-1/2
132	54	6-3/4
132	55	7"
132	56	7-1/4
132	57	7-1/2
132	58	7-3/4
132	59	8"
132	60	8-1/4
132	61	8-1/2
132	62	8-3/4
132	63	9"
132	64	9-1/4
132	65	9-1/2
132	66	9-3/4
132	67	10"

MATERIAL	CODE
Aluminum	AL
Brass	BR
Stainless Steel	SS
Steel	ST
Nylon	NY

ORDERING INFORMATION

XXX–XX	XX	XXX	X
Basic No & Part No	Material	Thd.	Finish

Example

132–10 AL 1032 ✻

✻ For Finish Code See **Fold-Out** Inside Back Cover

HEX FEMALE STANDOFFS

133 *1/2*

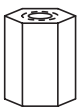

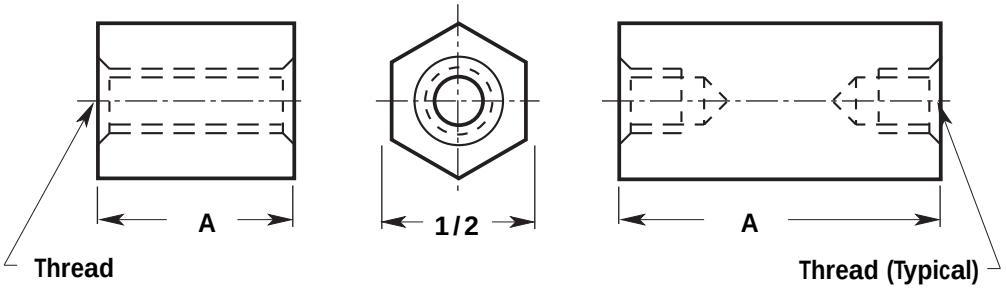

DEPTH OF THREADS TAPPED THRU			
THREAD	**ALUM • BRASS NYLON • STEEL**	**STAINLESS STEEL**	**SCREW DEPTH**
6-32	1"	1"	3/8
8-32	1"	1"	7/16
10-32	1-1/8	1"	1/2
12-24	1-1/8	1"	1/2
1/4-20	1-1/4	1-1/4	5/8

BASIC NO.	PART NO.	A LENGTH
133	**01**	**1/8**
133	**02**	**3/16**
133	**03**	**1/4**
133	**04**	**5/16**
133	**05**	**3/8**
133	**06**	**7/16**
133	**07**	**1/2**
133	**08**	**9/16**
133	**09**	**5/8**
133	**10**	**11/16**
133	**11**	**3/4**
133	**12**	**13/16**
133	**13**	**7/8**
133	**14**	**15/16**
133	**15**	**1"**
133	**16**	**1-1/16**
133	**17**	**1-1/8**
133	**18**	**1-3/16**
133	**19**	**1-1/4**
133	**20**	**1-5/16**
133	**21**	**1-3/8**
133	**22**	**1-7/16**
133	**23**	**1-1/2**
133	**24**	**1-9/16**
133	**25**	**1-5/8**
133	**26**	**1-11/16**
133	**27**	**1-3/4**
133	**28**	**1-13/16**
133	**29**	**1-7/8**
133	**30**	**1-15/16**
133	**31**	**2"**
133	**32**	**2-1/8**
133	**33**	**2-1/4**
133	**34**	**2-3/8**

BASIC NO.	PART NO.	A LENGTH
133	**35**	**2-1/2**
133	**36**	**2-5/8**
133	**37**	**2-3/4**
133	**38**	**2-7/8**
133	**39**	**3"**
133	**40**	**3-1/4**
133	**41**	**3-1/2**
133	**42**	**3-3/4**
133	**43**	**4"**
133	**44**	**4-1/4**
133	**45**	**4-1/2**
133	**46**	**4-3/4**
133	**47**	**5"**
133	**48**	**5-1/4**
133	**49**	**5-1/2**
133	**50**	**5-3/4**
133	**51**	**6"**
133	**52**	**6-1/4**
133	**53**	**6-1/2**
133	**54**	**6-3/4**
133	**55**	**7"**
133	**56**	**7-1/4**
133	**57**	**7-1/2**
133	**58**	**7-3/4**
133	**59**	**8"**
133	**60**	**8-1/4**
133	**61**	**8-1/2**
133	**62**	**8-3/4**
133	**63**	**9"**
133	**64**	**9-1/4**
133	**65**	**9-1/2**
133	**66**	**9-3/4**
133	**67**	**10"**

ORDERING INFORMATION

XXX–XX	XX	XXX	X
Basic No & Part No	Material	Thd.	Finish

Example

133–10	**AL**	**1032**	✻

✻ For Finish Code See **Fold-Out** Inside Back Cover

MATERIAL	CODE
Aluminum	AL
Brass	BR
Stainless Steel	SS
Steel	ST
Nylon	NY

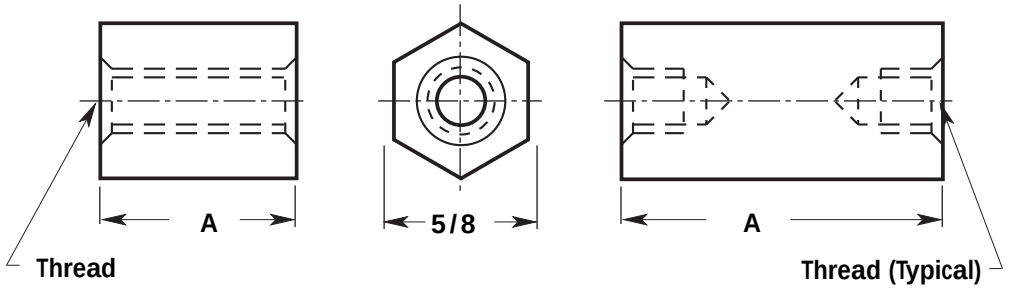

DEPTH OF THREADS TAPPED THRU			
THREAD	**ALUM • BRASS NYLON • STEEL**	**STAINLESS STEEL**	**SCREW DEPTH**
8-32	1"	1"	7/16
10-32	1-1/8	1"	1/2
12-24	1-1/8	1"	1/2
1/4-20	1-1/4	1-1/4	5/8
5/16-18	1-1/4	1-1/4	5/8
3/8-16	1-1/4	1-1/4	5/8
7/16-14	1-1/4	1-1/4	5/8

BASIC NO.	PART NO.	A LENGTH
134	**01**	**1/8**
134	**02**	**3/16**
134	**03**	**1/4**
134	**04**	**5/16**
134	**05**	**3/8**
134	**06**	**7/16**
134	**07**	**1/2**
134	**08**	**9/16**
134	**09**	**5/8**
134	**10**	**11/16**
134	**11**	**3/4**
134	**12**	**13/16**
134	**13**	**7/8**
134	**14**	**15/16**
134	**15**	**1"**
134	**16**	**1-1/16**
134	**17**	**1-1/8**
134	**18**	**1-3/16**
134	**19**	**1-1/4**
134	**20**	**1-5/16**
134	**21**	**1-3/8**
134	**22**	**1-7/16**
134	**23**	**1-1/2**
134	**24**	**1-9/16**
134	**25**	**1-5/8**
134	**26**	**1-11/16**
134	**27**	**1-3/4**
134	**28**	**1-13/16**
134	**29**	**1-7/8**
134	**30**	**1-15/16**
134	**31**	**2"**
134	**32**	**2-1/8**
134	**33**	**2-1/4**
134	**34**	**2-3/8**

BASIC NO.	PART NO.	A LENGTH
134	**35**	**2-1/2**
134	**36**	**2-5/8**
134	**37**	**2-3/4**
134	**38**	**2-7/8**
134	**39**	**3"**
134	**40**	**3-1/4**
134	**41**	**3-1/2**
134	**42**	**3-3/4**
134	**43**	**4"**
134	**44**	**4-1/4**
134	**45**	**4-1/2**
134	**46**	**4-3/4**
134	**47**	**5"**
134	**48**	**5-1/4**
134	**49**	**5-1/2**
134	**50**	**5-3/4**
134	**51**	**6"**
134	**52**	**6-1/4**
134	**53**	**6-1/2**
134	**54**	**6-3/4**
134	**55**	**7"**
134	**56**	**7-1/4**
134	**57**	**7-1/2**
134	**58**	**7-3/4**
134	**59**	**8"**
134	**60**	**8-1/4**
134	**61**	**8-1/2**
134	**62**	**8-3/4**
134	**63**	**9"**
134	**64**	**9-1/4**
134	**65**	**9-1/2**
134	**66**	**9-3/4**
134	**67**	**10"**

ORDERING INFORMATION

XXX–XX	XX	XXX	X
Basic No & Part No	Material	Thd.	Finish
Example			
134–15	**SS**	**832**	✻

✻ For Finish Code See **Fold-Out** Inside Back Cover

MATERIAL	CODE
Aluminum	AL
Brass	BR
Stainless Steel	SS
Steel	ST
Nylon	NY

SQUARE FEMALE STANDOFFS

135 *1/8*

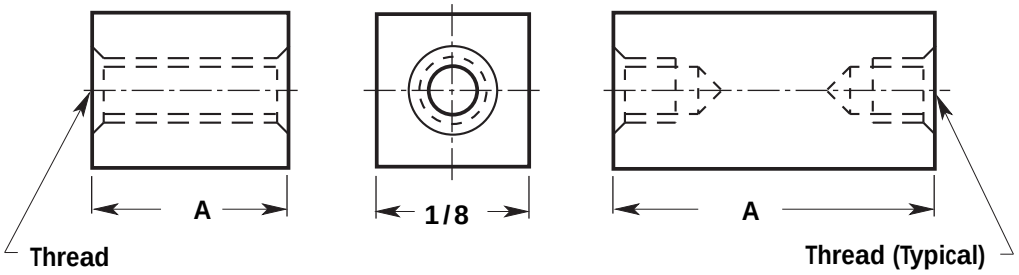

DEPTH OF THREADS TAPPED THRU			
THREAD	**ALUM • BRASS NYLON**	**STAINLESS STEEL**	**SCREW DEPTH**
0-80	3/8	1/4	3/16
2-56	3/4	5/8	3/16

BASIC NO.	PART NO.	A LENGTH
135	01	1/8
135	02	3/16
135	03	1/4
135	04	5/16
135	05	3/8
135	06	7/16
135	07	1/2
135	08	9/16
135	09	5/8
135	10	11/16
135	11	3/4
135	12	13/16
135	13	7/8
135	14	15/16
135	15	1"
135	16	1-1/16
135	17	1-1/8
135	18	1-3/16
135	19	1-1/4
135	20	1-5/16
135	21	1-3/8
135	22	1-7/16
135	23	1-1/2
135	24	1-9/16
135	25	1-5/8
135	26	1-11/16
135	27	1-3/4
135	28	1-13/16
135	29	1-7/8
135	30	1-15/16
135	31	2"

MATERIAL	CODE
Aluminum	AL
Brass	BR
Stainless Steel	SS
Steel	ST

ORDERING INFORMATION

XXX–XX	XX	XXX	X
Basic No & Part No	Material	Thd.	Finish
Example			
135–12	**AL**	**256**	✻

✻ For Finish Code See **Fold-Out** Inside Back Cover

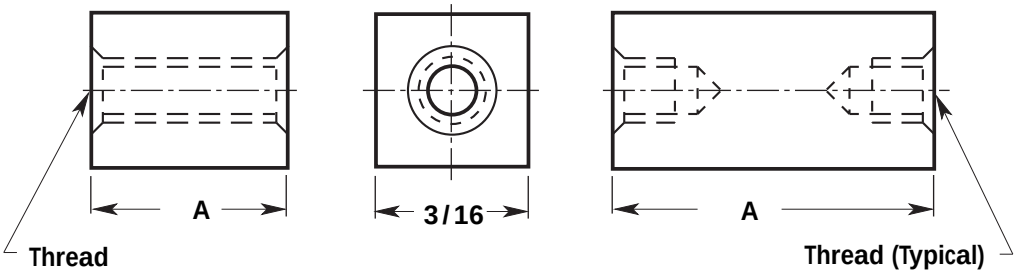

DEPTH OF THREADS TAPPED THRU			
THREAD	**ALUM • BRASS NYLON • STEEL**	**STAINLESS STEEL**	**SCREW DEPTH**
2-56	3/4	5/8	3/16
4-40	1"	3/4	1/4

BASIC NO.	PART NO.	A LENGTH
136	01	1/8
136	02	3/16
136	03	1/4
136	04	5/16
136	05	3/8
136	06	7/16
136	07	1/2
136	08	9/16
136	09	5/8
136	10	11/16
136	11	3/4
136	12	13/16
136	13	7/8
136	14	15/16
136	15	1"
136	16	1-1/16
136	17	1-1/8
136	18	1-3/16
136	19	1-1/4
136	20	1-5/16
136	21	1-3/8
136	22	1-7/16
136	23	1-1/2

BASIC NO.	PART NO.	A LENGTH
136	24	1-9/16
136	25	1-5/8
136	26	1-11/16
136	27	1-3/4
136	28	1-13/16
136	29	1-7/8
136	30	1-15/16
136	31	2"
136	32	2-1/16
136	33	2-1/8
136	34	2-3/16
136	35	2-1/4
136	36	2-5/16
136	37	2-3/8
136	38	2-7/16
136	39	2-1/2
136	40	2-9/16
136	41	2-5/8
136	42	2-11/16
136	43	2-3/4
136	44	2-13/16
136	45	2-7/8
136	46	2-15/16
136	47	3"

ORDERING INFORMATION

XXX–XX	XX	XXX	X
Basic No & Part No	Material	Thd.	Finish
Example			
136–12	**AL**	**440**	✻

✻ For Finish Code See **Fold-Out** Inside Back Cover

MATERIAL	CODE
Aluminum	AL
Brass	BR
Stainless Steel	SS
Steel	ST

SQUARE FEMALE STANDOFFS

137 *1/4*

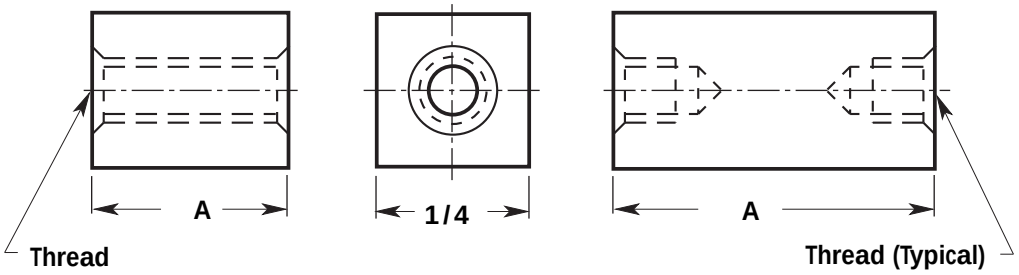

DEPTH OF THREADS TAPPED THRU			
THREAD	**ALUM • BRASS NYLON • STEEL**	**STAINLESS STEEL**	**SCREW DEPTH**
4-40	1"	3/4	1/4
6-32	1"	1"	3/8
8-32	1"	1"	7/16
10-32	1-1/8	1"	1/2

BASIC NO.	PART NO.	A LENGTH
137	01	1/8
137	02	3/16
137	03	1/4
137	04	5/16
137	05	3/8
137	06	7/16
137	07	1/2
137	08	9/16
137	09	5/8
137	10	11/16
137	11	3/4
137	12	13/16
137	13	7/8
137	14	15/16
137	15	1"
137	16	1-1/16
137	17	1-1/8
137	18	1-3/16
137	19	1-1/4
137	20	1-5/16
137	21	1-3/8
137	22	1-7/16
137	23	1-1/2
137	24	1-9/16
137	25	1-5/8
137	26	1-11/16
137	27	1-3/4
137	28	1-13/16
137	29	1-7/8
137	30	1-15/16
137	31	2"
137	32	2-1/8
137	33	2-1/4
137	34	2-3/8

BASIC NO.	PART NO.	A LENGTH
137	35	2-1/2
137	36	2-5/8
137	37	2-3/4
137	38	2-7/8
137	39	3"
137	40	3-1/4
137	41	3-1/2
137	42	3-3/4
137	43	4"
137	44	4-1/4
137	45	4-1/2
137	46	4-3/4
137	47	5"
137	48	5-1/4
137	49	5-1/2
137	50	5-3/4
137	51	6"
137	52	6-1/4
137	53	6-1/2
137	54	6-3/4
137	55	7"
137	56	7-1/4
137	57	7-1/2
137	58	7-3/4
137	59	8"
137	60	8-1/4
137	61	8-1/2
137	62	8-3/4
137	63	9"
137	64	9-1/4
137	65	9-1/2
137	66	9-3/4
137	67	10"

MATERIAL	CODE
Aluminum	AL
Brass	BR
Stainless Steel	SS
Steel	ST

ORDERING INFORMATION

XXX–XX	XX	XXX	X
Basic No & Part No	Material	Thd.	Finish

Example

137–14	ST	632	✻

✻ For Finish Code See **Fold-Out** Inside Back Cover

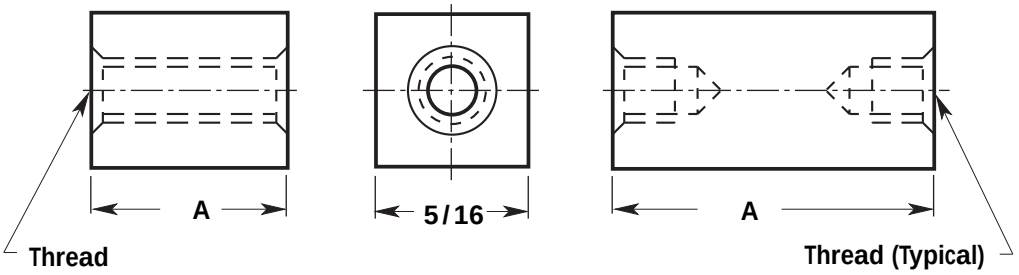

DEPTH OF THREADS TAPPED THRU			
THREAD	**ALUM • BRASS NYLON • STEEL**	**STAINLESS STEEL**	**SCREW DEPTH**
4-40	1"	3/4	1/4
6-32	1"	1"	3/8
8-32	1"	1"	7/16
10-32	1-1/8	1"	1/2

BASIC NO.	PART NO.	A LENGTH
138	01	1/8
138	02	3/16
138	03	1/4
138	04	5/16
138	05	3/8
138	06	7/16
138	07	1/2
138	08	9/16
138	09	5/8
138	10	11/16
138	11	3/4
138	12	13/16
138	13	7/8
138	14	15/16
138	15	1"
138	16	1-1/16
138	17	1-1/8
138	18	1-3/16
138	19	1-1/4
138	20	1-5/16
138	21	1-3/8
138	22	1-7/16
138	23	1-1/2
138	24	1-9/16
138	25	1-5/8
138	26	1-11/16
138	27	1-3/4
138	28	1-13/16
138	29	1-7/8
138	30	1-15/16
138	31	2"
138	32	2-1/8
138	33	2-1/4
138	34	2-3/8

BASIC NO.	PART NO.	A LENGTH
138	35	2-1/2
138	36	2-5/8
138	37	2-3/4
138	38	2-7/8
138	39	3"
138	40	3-1/4
138	41	3-1/2
138	42	3-3/4
138	43	4"
138	44	4-1/4
138	45	4-1/2
138	46	4-3/4
138	47	5"
138	48	5-1/4
138	49	5-1/2
138	50	5-3/4
138	51	6"
138	52	6-1/4
138	53	6-1/2
138	54	6-3/4
138	55	7"
138	56	7-1/4
138	57	7-1/2
138	58	7-3/4
138	59	8"
138	60	8-1/4
138	61	8-1/2
138	62	8-3/4
138	63	9"
138	64	9-1/4
138	65	9-1/2
138	66	9-3/4
138	67	10"

ORDERING INFORMATION

XXX–XX	XX	XXX	X
Basic No & Part No	Material	Thd.	Finish

Example

138–14	ST	632	✻

✻ For Finish Code See **Fold-Out** Inside Back Cover

MATERIAL	CODE
Aluminum	AL
Brass	BR
Stainless Steel	SS
Steel	ST

SQUARE FEMALE STANDOFFS

139 *3/8*

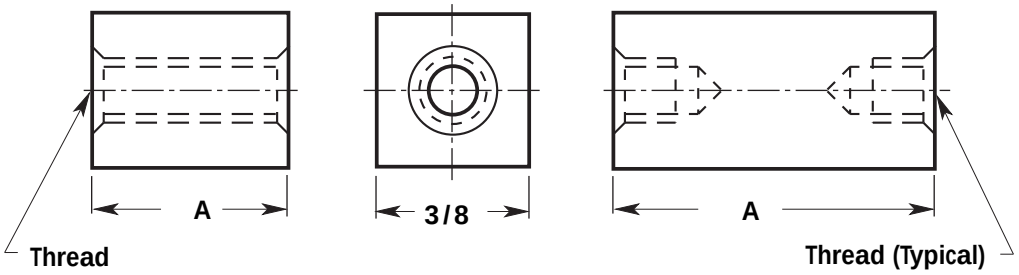

DEPTH OF THREADS TAPPED THRU			
THREAD	**ALUM • BRASS NYLON • STEEL**	**STAINLESS STEEL**	**SCREW DEPTH**
6-32	1"	1"	3/8
8-32	1"	1"	7/16
10-32	1-1/8	1"	1/2
12-24	1-1/8	1"	1/2

BASIC NO.	PART NO.	A LENGTH
139	01	1/8
139	02	3/16
139	03	1/4
139	04	5/16
139	05	3/8
139	06	7/16
139	07	1/2
139	08	9/16
139	09	5/8
139	10	11/16
139	11	3/4
139	12	13/16
139	13	7/8
139	14	15/16
139	15	1"
139	16	1-1/16
139	17	1-1/8
139	18	1-3/16
139	19	1-1/4
139	20	1-5/16
139	21	1-3/8
139	22	1-7/16
139	23	1-1/2
139	24	1-9/16
139	25	1-5/8
139	26	1-11/16
139	27	1-3/4
139	28	1-13/16
139	29	1-7/8
139	30	1-15/16
139	31	2"
139	32	2-1/8
139	33	2-1/4
139	34	2-3/8

BASIC NO.	PART NO.	A LENGTH
139	35	2-1/2
139	36	2-5/8
139	37	2-3/4
139	38	2-7/8
139	39	3"
139	40	3-1/4
139	41	3-1/2
139	42	3-3/4
139	43	4"
139	44	4-1/4
139	45	4-1/2
139	46	4-3/4
139	47	5"
139	48	5-1/4
139	49	5-1/2
139	50	5-3/4
139	51	6"
139	52	6-1/4
139	53	6-1/2
139	54	6-3/4
139	55	7"
139	56	7-1/4
139	57	7-1/2
139	58	7-3/4
139	59	8"
139	60	8-1/4
139	61	8-1/2
139	62	8-3/4
139	63	9"
139	64	9-1/4
139	65	9-1/2
139	66	9-3/4
139	67	10"

MATERIAL	CODE
Aluminum	AL
Brass	BR
Stainless Steel	SS
Steel	ST

ORDERING INFORMATION

XXX–XX	XX	XXX	X
Basic No & Part No	Material	Thd.	Finish

Example

139–23	AL	832	✻

✻ For Finish Code See **Fold-Out** Inside Back Cover

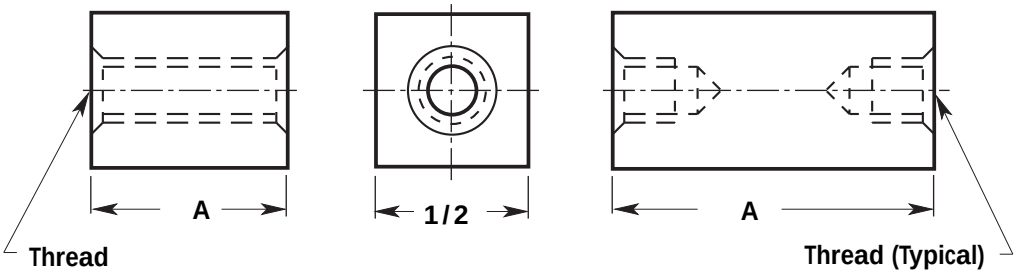

DEPTH OF THREADS TAPPED THRU			
THREAD	**ALUM • BRASS NYLON • STEEL**	**STAINLESS STEEL**	**SCREW DEPTH**
6-32	1"	1"	3/8
8-32	1"	1"	7/16
10-32	1-1/8	1"	1/2
12-24	1-1/8	1"	1/2
1/4-20	1-1/4	1-1/4	9/16

BASIC NO.	PART NO.	A LENGTH
140	01	1/8
140	02	3/16
140	03	1/4
140	04	5/16
140	05	3/8
140	06	7/16
140	07	1/2
140	08	9/16
140	09	5/8
140	10	11/16
140	11	3/4
140	12	13/16
140	13	7/8
140	14	15/16
140	15	1"
140	16	1-1/16
140	17	1-1/8
140	18	1-3/16
140	19	1-1/4
140	20	1-5/16
140	21	1-3/8
140	22	1-7/16
140	23	1-1/2
140	24	1-9/16
140	25	1-5/8
140	26	1-11/16
140	27	1-3/4
140	28	1-13/16
140	29	1-7/8
140	30	1-15/16
140	31	2"
140	32	2-1/8
140	33	2-1/4
140	34	2-3/8

BASIC NO.	PART NO.	A LENGTH
140	35	2-1/2
140	36	2-5/8
140	37	2-3/4
140	38	2-7/8
140	39	3"
140	40	3-1/4
140	41	3-1/2
140	42	3-3/4
140	43	4"
140	44	4-1/4
140	45	4-1/2
140	46	4-3/4
140	47	5"
140	48	5-1/4
140	49	5-1/2
140	50	5-3/4
140	51	6"
140	52	6-1/4
140	53	6-1/2
140	54	6-3/4
140	55	7"
140	56	7-1/4
140	57	7-1/2
140	58	7-3/4
140	59	8"
140	60	8-1/4
140	61	8-1/2
140	62	8-3/4
140	63	9"
140	64	9-1/4
140	65	9-1/2
140	66	9-3/4
140	67	10"

ORDERING INFORMATION

XXX–XX	XX	XXX	X
Basic No & Part No	Material	Thd.	Finish

Example

140–23	AL	832	✻

✻ For Finish Code See **Fold-Out** Inside Back Cover

MATERIAL	CODE
Aluminum	AL
Brass	BR
Stainless Steel	SS
Steel	ST

SQUARE FEMALE STANDOFFS

141 *5/8*

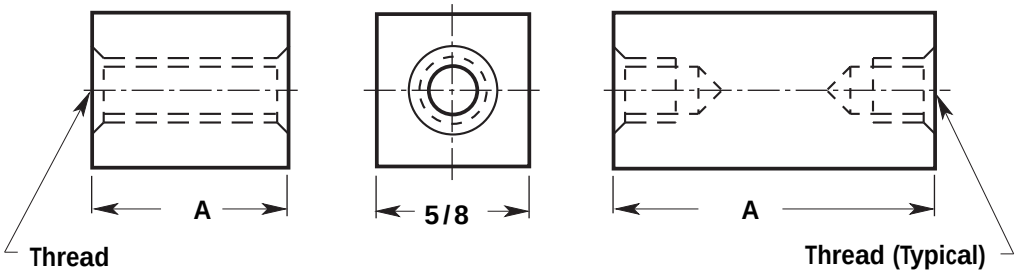

DEPTH OF THREADS TAPPED THRU			
THREAD	**ALUM • BRASS NYLON • STEEL**	**STAINLESS STEEL**	**SCREW DEPTH**
8-32	1"	1"	7/16
10-32	1-1/8	1"	1/2
12-24	1-1/8	1"	1/2
1/4-20	1-1/4	1-1/4	9/16
5/16-18	1-1/4	1-1/4	5/8
3/8-16	1-1/4	1-1/4	5/8
7/16-14	1-1/4	1-1/4	5/8

BASIC NO.	PART NO.	A LENGTH
141	**01**	**1/8**
141	**02**	**3/16**
141	**03**	**1/4**
141	**04**	**5/16**
141	**05**	**3/8**
141	**06**	**7/16**
141	**07**	**1/2**
141	**08**	**9/16**
141	**09**	**5/8**
141	**10**	**11/16**
141	**11**	**3/4**
141	**12**	**13/16**
141	**13**	**7/8**
141	**14**	**15/16**
141	**15**	**1"**
141	**16**	**1-1/16**
141	**17**	**1-1/8**
141	**18**	**1-3/16**
141	**19**	**1-1/4**
141	**20**	**1-5/16**
141	**21**	**1-3/8**
141	**22**	**1-7/16**
141	**23**	**1-1/2**
141	**24**	**1-9/16**
141	**25**	**1-5/8**
141	**26**	**1-11/16**
141	**27**	**1-3/4**
141	**28**	**1-13/16**
141	**29**	**1-7/8**
141	**30**	**1-15/16**
141	**31**	**2"**
141	**32**	**2-1/8**
141	**33**	**2-1/4**
141	**34**	**2-3/8**

BASIC NO.	PART NO.	A LENGTH
141	**35**	**2-1/2**
141	**36**	**2-5/8**
141	**37**	**2-3/4**
141	**38**	**2-7/8**
141	**39**	**3"**
141	**40**	**3-1/4**
141	**41**	**3-1/2**
141	**42**	**3-3/4**
141	**43**	**4"**
141	**44**	**4-1/4**
141	**45**	**4-1/2**
141	**46**	**4-3/4**
141	**47**	**5"**
141	**48**	**5-1/4**
141	**49**	**5-1/2**
141	**50**	**5-3/4**
141	**51**	**6"**
141	**52**	**6-1/4**
141	**53**	**6-1/2**
141	**54**	**6-3/4**
141	**55**	**7"**
141	**56**	**7-1/4**
141	**57**	**7-1/2**
141	**58**	**7-3/4**
141	**59**	**8"**
141	**60**	**8-1/4**
141	**61**	**8-1/2**
141	**62**	**8-3/4**
141	**63**	**9"**
141	**64**	**9-1/4**
141	**65**	**9-1/2**
141	**66**	**9-3/4**
141	**67**	**10"**

MATERIAL	CODE
Aluminum	AL
Brass	BR
Stainless Steel	SS
Steel	ST

ORDERING INFORMATION

XXX–XX	XX	XXX	X
Basic No & Part No	Material	Thd.	Finish
Example			
141–12	**AL**	**1224**	✻

✻ For Finish Code See **Fold-Out** Inside Back Cover

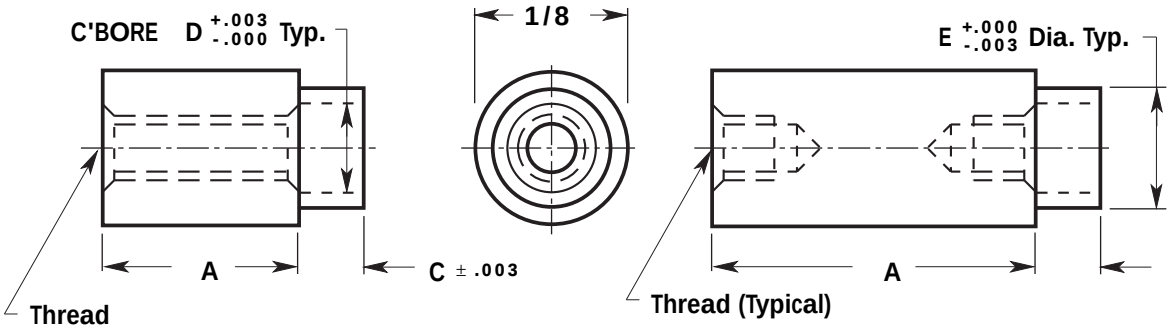

DEPTH OF THREADS TAPPED THRU			
THREAD	ALUM • BRASS NYLON • STEEL	STAINLESS STEEL	SCREW DEPTH
0-80	3/8	1/4	3/16

BASIC NO.	PART NO.	A LENGTH	C'BORE D	DIA E
142	01	1/8	.063	.090
142	02	3/16	.063	.090
142	03	1/4	.063	.090
142	04	5/16	.063	.090
142	05	3/8	.063	.090
142	06	7/16	.063	.090
142	07	1/2	.063	.090
142	08	9/16	.063	.090
142	09	5/8	.063	.090
142	10	11/16	.063	.090
142	11	3/4	.063	.090
142	12	13/16	.063	.090
142	13	7/8	.063	.090
142	14	15/16	.063	.090
142	15	1"	.063	.090

SWAGE LENGTH C ±.003	CODE	BOARD THICKNESS
.075	1	1/32
.105	2	1/16
.135	3	3/32
.165	4	1/8
.230	5	3/16
.290	6	1/4

MATERIAL	CODE
Aluminum	AL
Brass	BR
Stainless Steel	SS
Steel	ST

ORDERING INFORMATION

XXX-XX	XX	XXX	X	X
Basic No & Part No	Material	Thd	C	Finish
Example				
142-01	**AL**	**080**	**1**	✻

✻ For Finish Code See **Fold-Out** Inside Back Cover

ROUND SWAGE STANDOFFS

143 *5/32*

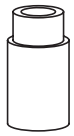

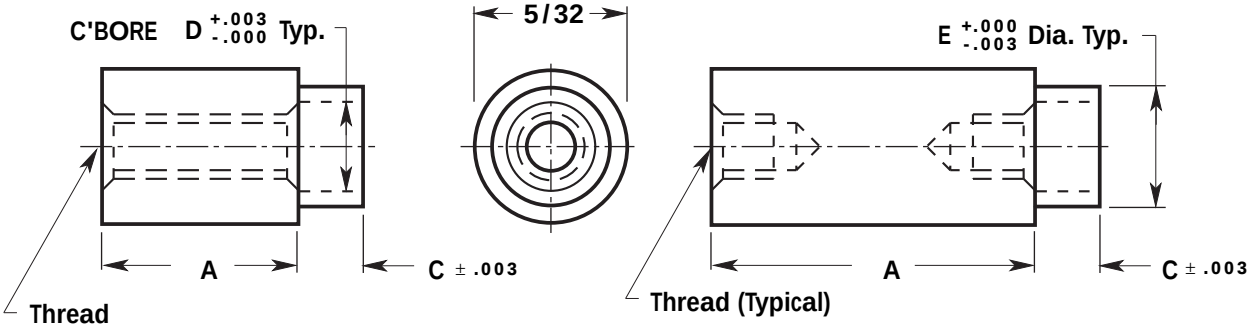

DEPTH OF THREADS TAPPED THRU			
THREAD	**ALUM • BRASS NYLON • STEEL**	**STAINLESS STEEL**	**SCREW DEPTH**
0-80	3/8	1/4	3/16
2-56	3/4	5/8	3/16

SWAGE LENGTH C ±.003	CODE	BOARD THICKNESS
.075	1	1/32
.105	2	1/16
.135	3	3/32
.165	4	1/8
.230	5	3/16
.290	6	1/4

MATERIAL	CODE
Aluminum	AL
Brass	BR
Stainless Steel	SS
Steel	ST

BASIC NO.	PART NO.	A LENGTH	C'BORE D	DIA E
143	**01**	**1/8**	**.098**	**.125**
143	**02**	**3/16**	**.098**	**.125**
143	**03**	**1/4**	**.098**	**.125**
143	**04**	**5/16**	**.098**	**.125**
143	**05**	**3/8**	**.098**	**.125**
143	**06**	**7/16**	**.098**	**.125**
143	**07**	**1/2**	**.098**	**.125**
143	**08**	**9/16**	**.098**	**.125**
143	**09**	**5/8**	**.098**	**.125**
143	**10**	**11/16**	**.098**	**.125**
143	**11**	**3/4**	**.098**	**.125**
143	**12**	**13/16**	**.098**	**.125**
143	**13**	**7/8**	**.098**	**.125**
143	**14**	**15/16**	**.098**	**.125**
143	**15**	**1"**	**.098**	**.125**

ORDERING INFORMATION

XXX–XX	XX	XXX	X	X
Basic No & Part No	Material	Thd	C	Finish
Example				
143–01	**AL**	**080**	**1**	✻

✻ For Finish Code See **Fold-Out** Inside Back Cover

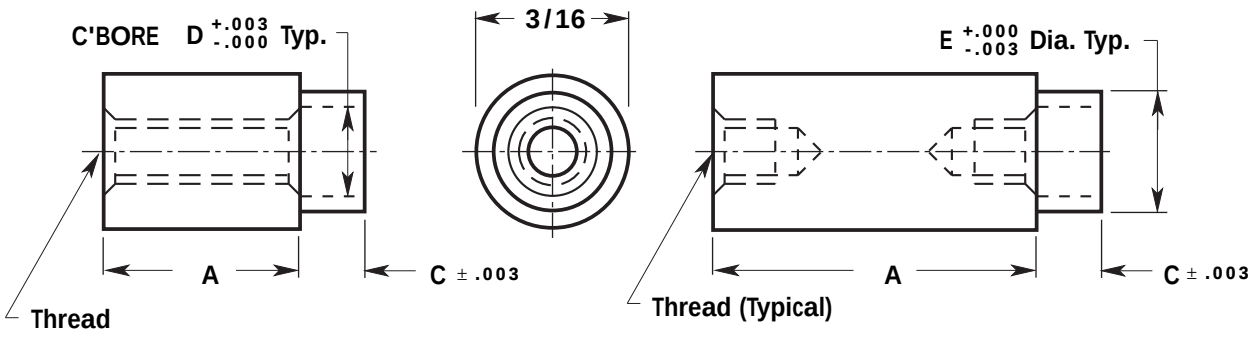

DEPTH OF THREADS TAPPED THRU			
THREAD	**ALUM • BRASS NYLON • STEEL**	**STAINLESS STEEL**	**SCREW DEPTH**
2-56	3/8	1/4	3/16
3-48	3/4	5/8	3/16

BASIC NO.	PART NO.	A LENGTH	C'BORE D	DIA E
144	01	1/8	.108	.139
144	02	3/16	.108	.139
144	03	1/4	.108	.139
144	04	5/16	.108	.139
144	05	3/8	.108	.139
144	06	7/16	.108	.139
144	07	1/2	.108	.139
144	08	9/16	.108	.139
144	09	5/8	.108	.139
144	10	11/16	.108	.139
144	11	3/4	.108	.139
144	12	13/16	.108	.139
144	13	7/8	.108	.139
144	14	15/16	.108	.139
144	15	1"	.108	.139

SWAGE LENGTH C ±.003	CODE	BOARD THICKNESS
.075	1	1/32
.105	2	1/16
.135	3	3/32
.165	4	1/8
.230	5	3/16
.290	6	1/4

MATERIAL	CODE
Aluminum	AL
Brass	BR
Stainless Steel	SS
Steel	ST

ORDERING INFORMATION

XXX–XX	XX	XXX	X	X
Basic No & Part No	Material	Thd	C	Finish
	Example			
144–09	**AL**	**348**	**2**	✻

✻ For Finish Code See **Fold-Out** Inside Back Cover

ROUND SWAGE STANDOFFS

145 *1/4*

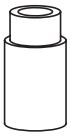

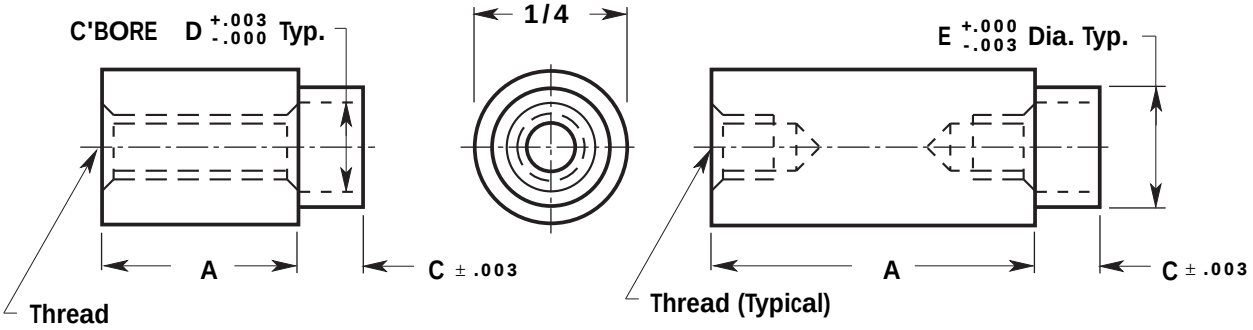

DEPTH OF THREADS TAPPED THRU			
THREAD	**ALUM • BRASS NYLON • STEEL**	**STAINLESS STEEL**	**SCREW DEPTH**
2-56	3/4	5/8	3/16
3-48	3/4	5/8	3/16
4-40	1	3/4	1/4
6-32	1	1	3/8

SWAGE LENGTH C ±.003	**CODE**	**BOARD THICKNESS**
.075	1	1/32
.105	2	1/16
.135	3	3/32
.165	4	1/8
.230	5	3/16
.290	6	1/4

MATERIAL	**CODE**
Aluminum	AL
Brass	BR
Stainless Steel	SS
Steel	ST

BASIC NO.	**PART NO.**	**A LENGTH**	**C'BORE D**	**DIA E**
145	**01**	**1/8**	**.150**	**.188**
145	**02**	**3/16**	**.150**	**.188**
145	**03**	**1/4**	**.150**	**.188**
145	**04**	**5/16**	**.150**	**.188**
145	**05**	**3/8**	**.150**	**.188**
145	**06**	**7/16**	**.150**	**.188**
145	**07**	**1/2**	**.150**	**.188**
145	**08**	**9/16**	**.150**	**.188**
145	**09**	**5/8**	**.150**	**.188**
145	**10**	**11/16**	**.150**	**.188**
145	**11**	**3/4**	**.150**	**.188**
145	**12**	**13/16**	**.150**	**.188**
145	**13**	**7/8**	**.150**	**.188**
145	**14**	**15/16**	**.150**	**.188**
145	**15**	**1"**	**.150**	**.188**
145	**16**	**1-1/16**	**.150**	**.188**
145	**17**	**1-1/8**	**.150**	**.188**
145	**18**	**1-3/16**	**.150**	**.188**
145	**19**	**1-1/4**	**.150**	**.188**
145	**20**	**1-5/16**	**.150**	**.188**
145	**21**	**1-3/8**	**.150**	**.188**
145	**22**	**1-7/16**	**.150**	**.188**
145	**23**	**1-1/2**	**.150**	**.188**
145	**24**	**1-9/16**	**.150**	**.188**
145	**25**	**1-5/8**	**.150**	**.188**
145	**26**	**1-11/16**	**.150**	**.188**
145	**27**	**1-3/4**	**.150**	**.188**
145	**28**	**1-13/16**	**.150**	**.188**
145	**29**	**1-7/8**	**.150**	**.188**
145	**30**	**1-15/16**	**.150**	**.188**
145	**31**	**2"**	**.150**	**.188**

ORDERING INFORMATION

XXX–XX	XX	XXX	X	X
Basic No & Part No	Material	Thd	C	Finish
	Example			
145–09	**AL**	**348**	**2**	✻

✻ For Finish Code See **Fold-Out** Inside Back Cover

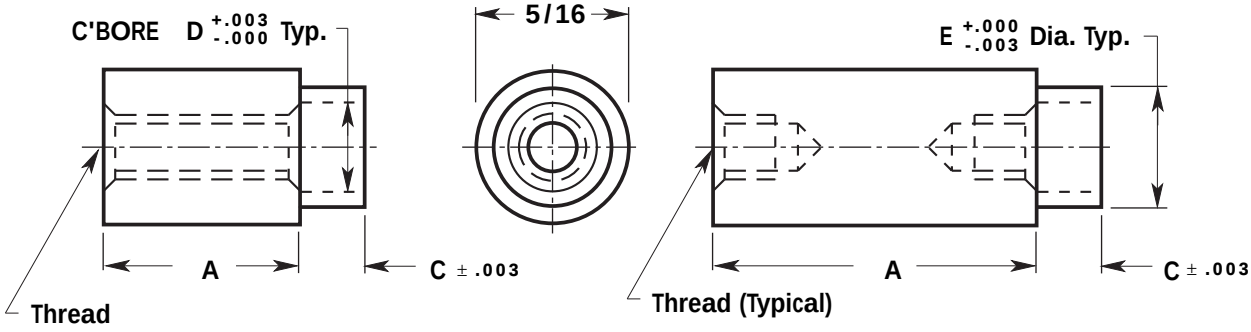

DEPTH OF THREADS TAPPED THRU			
THREAD	**ALUM • BRASS NYLON • STEEL**	**STAINLESS STEEL**	**SCREW DEPTH**
4-40	1"	3/4	1/4
6-32	1"	1"	3/8
8-32	1"	1"	7/16
10-32	1-1/8	1"	1/2

BASIC NO.	PART NO.	A LENGTH	C'BORE D	DIA E
146	01	1/8	.200	.234
146	02	3/16	.200	.234
146	03	1/4	.200	.234
146	04	5/16	.200	.234
146	05	3/8	.200	.234
146	06	7/16	.200	.234
146	07	1/2	.200	.234
146	08	9/16	.200	.234
146	09	5/8	.200	.234
146	10	11/16	.200	.234
146	11	3/4	.200	.234
146	12	13/16	.200	.234
146	13	7/8	.200	.234
146	14	15/16	.200	.234
146	15	1"	.200	.234
146	16	1-1/16	.200	.234
146	17	1-1/8	.200	.234
146	18	1-3/16	.200	.234
146	19	1-1/4	.200	.234
146	20	1-5/16	.200	.234
146	21	1-3/8	.200	.234
146	22	1-7/16	.200	.234
146	23	1-1/2	.200	.234
146	24	1-9/16	.200	.234
146	25	1-5/8	.200	.234
146	26	1-11/16	.200	.234
146	27	1-3/4	.200	.234
146	28	1-13/16	.200	.234
146	29	1-7/8	.200	.234
146	30	1-15/16	.200	.234
146	31	2"	.200	.234

SWAGE LENGTH C ±.003	CODE	BOARD THICKNESS
.075	1	1/32
.105	2	1/16
.135	3	3/32
.165	4	1/8
.230	5	3/16
.290	6	1/4

MATERIAL	CODE
Aluminum	AL
Brass	BR
Stainless Steel	SS
Steel	ST

ORDERING INFORMATION

XXX–XX	XX	XXX	X	X
Basic No & Part No	Material	Thd.	C	Finish
Example				
146–11	**ST**	**832**	**3**	✻

✻ For Finish Code See **Fold-Out** Inside Back Cover

ROUND SWAGE STANDOFFS

147 *3/8*



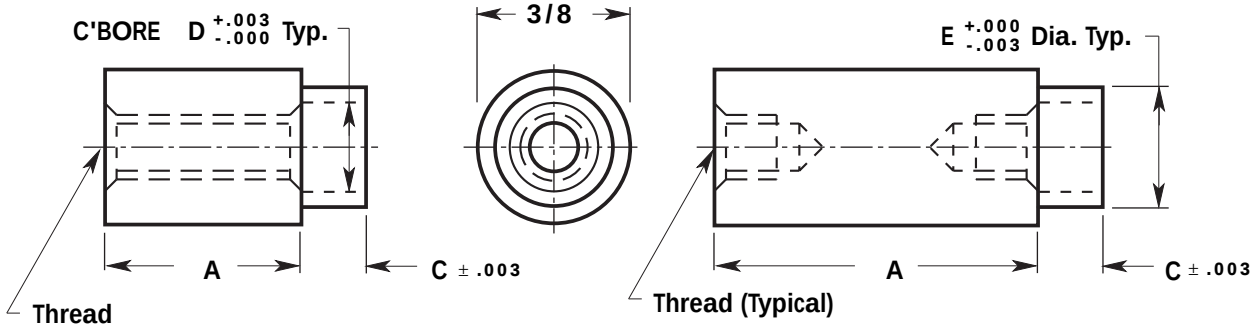

DEPTH OF THREADS TAPPED THRU			
THREAD	**ALUM • BRASS NYLON • STEEL**	**STAINLESS STEEL**	**SCREW DEPTH**
4-40	1"	3/4	1/4
6-32	1"	1"	3/8
8-32	1"	1"	7/16
10-32	1-1/8	1"	1/2

SWAGE LENGTH C ±.003	CODE	BOARD THICKNESS
.075	1	1/32
.105	2	1/16
.135	3	3/32
.165	4	1/8
.230	5	3/16
.290	6	1/4

MATERIAL	CODE
Aluminum	AL
Brass	BR
Stainless Steel	SS
Steel	ST

BASIC NO.	PART NO.	A LENGTH	C'BORE D	DIA E
147	**01**	**1/8**	**.200**	**.234**
147	**02**	**3/16**	**.200**	**.234**
147	**03**	**1/4**	**.200**	**.234**
147	**04**	**5/16**	**.200**	**.234**
147	**05**	**3/8**	**.200**	**.234**
147	**06**	**7/16**	**.200**	**.234**
147	**07**	**1/2**	**.200**	**.234**
147	**08**	**9/16**	**.200**	**.234**
147	**09**	**5/8**	**.200**	**.234**
147	**10**	**11/16**	**.200**	**.234**
147	**11**	**3/4**	**.200**	**.234**
147	**12**	**13/16**	**.200**	**.234**
147	**13**	**7/8**	**.200**	**.234**
147	**14**	**15/16**	**.200**	**.234**
147	**15**	**1"**	**.200**	**.234**
147	**16**	**1-1/16**	**.200**	**.234**
147	**17**	**1-1/8**	**.200**	**.234**
147	**18**	**1-3/16**	**.200**	**.234**
147	**19**	**1-1/4**	**.200**	**.234**
147	**20**	**1-5/16**	**.200**	**.234**
147	**21**	**1-3/8**	**.200**	**.234**
147	**22**	**1-7/16**	**.200**	**.234**
147	**23**	**1-1/2**	**.200**	**.234**
147	**24**	**1-9/16**	**.200**	**.234**
147	**25**	**1-5/8**	**.200**	**.234**
147	**26**	**1-11/16**	**.200**	**.234**
147	**27**	**1-3/4**	**.200**	**.234**
147	**28**	**1-13/16**	**.200**	**.234**
147	**29**	**1-7/8**	**.200**	**.234**
147	**30**	**1-15/16**	**.200**	**.234**
147	**31**	**2"**	**.200**	**.234**

ORDERING INFORMATION

XXX–XX	XX	XXX	X	X
Basic No & Part No	Material	Thd.	C	Finish
Example				
146–11	**ST**	**832**	**3**	✻

✻ For Finish Code See **Fold-Out** Inside Back Cover

Partial Knurled ROUND SWAGE STANDOFFS

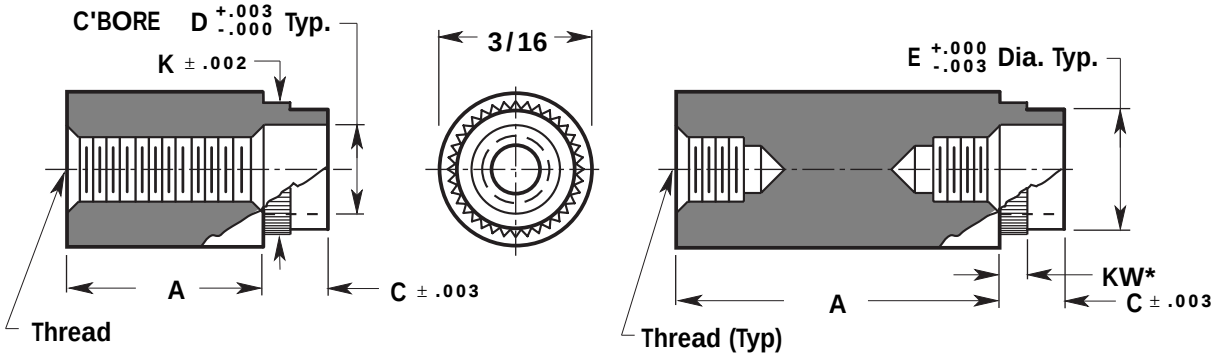

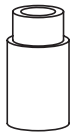

***KW** dim same as board thickness

DEPTH OF THREADS TAPPED THRU			
THREAD	**ALUM • BRASS NYLON • STEEL**	**STAINLESS STEEL**	**SCREW DEPTH**
2-56	3/4	5/8	3/16
4-40	1	3/4	1/4

BASIC NO.	PART NO.	A LENGTH	C'BORE D	DIA E	KNURL K
147	100	1/8			
147	101	3/16			
147	102	1/4			
147	103	5/16			
147	104	3/8			
147	105	7/16			
147	106	1/2			
147	107	9/16			
147	108	5/8			
147	109	11/16			
147	110	3/4			
147	111	13/16			
147	112	7/8			
147	113	15/16			
147	114	1"			
147	115	1-1/16	.115	.139	.152
147	116	1-1/8			
147	117	1-3/16			
147	118	1-1/4			
147	119	1-5/16			
147	120	1-3/8			
147	121	1-7/16			
147	122	1-1/2			
147	123	1-9/16			
147	124	1-5/8			
147	125	1-11/16			
147	126	1-3/4			
147	127	1-13/16			
147	128	1-7/8			
147	129	1-15/16			
147	130	2"			

SWAGE LENGTH C ±.003	CODE	BOARD THICKNESS
.075	1	1/32
.105	2	1/16
.135	3	3/32
.165	4	1/8

MATERIAL	CODE
Aluminum	AL
Brass	BR
Stainless Steel	SS
Steel	ST

ORDERING INFORMATION

XXX–XX	XX	XXX	X	X
Basic No & Part No	Material	Thd.	C	Finish
Example				
147–110	**ST**	**440**	**3**	✻

✻ For Finish Code See **Fold-Out** Inside Back Cover

ROUND SWAGE STANDOFFS *Partial Knurled*

147

131-161 **1/4"**

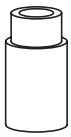

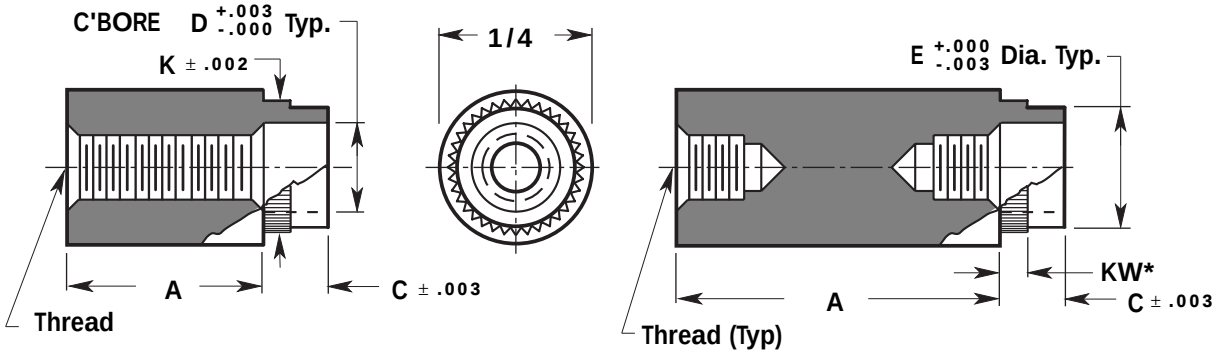

***KW** dim same as board thickness

DEPTH OF THREADS TAPPED THRU			
THREAD	**ALUM • BRASS NYLON • STEEL**	**STAINLESS STEEL**	**SCREW DEPTH**
4-40	1"	3/4	1/4
6-32	1"	1"	3/8

SWAGE LENGTH C ±.003	CODE	BOARD THICKNESS
.075	1	1/32
.105	2	1/16
.135	3	3/32
.165	4	1/8

MATERIAL	CODE
Aluminum	AL
Brass	BR
Stainless Steel	SS
Steel	ST

BASIC NO.	PART NO.	A LENGTH	C'BORE D	DIA E	KNURL K
147	**131**	**1/8**			
147	**132**	**3/16**			
147	**133**	**1/4**			
147	**134**	**5/16**			
147	**135**	**3/8**			
147	**136**	**7/16**			
147	**137**	**1/2**			
147	**138**	**9/16**			
147	**139**	**5/8**			
147	**140**	**11/16**			
147	**141**	**3/4**			
147	**142**	**13/16**			
147	**143**	**7/8**			
147	**144**	**15/16**			
147	**145**	**1"**			
147	**146**	**1-1/16**	**.150**	**.188**	**.201**
147	**147**	**1-1/8**			
147	**148**	**1-3/16**			
147	**149**	**1-1/4**			
147	**150**	**1-5/16**			
147	**151**	**1-3/8**			
147	**152**	**1-7/16**			
147	**153**	**1-1/2**			
147	**154**	**1-9/16**			
147	**155**	**1-5/8**			
147	**156**	**1-11/16**			
147	**157**	**1-3/4**			
147	**158**	**1-13/16**			
147	**159**	**1-7/8**			
147	**160**	**1-15/16**			
147	**161**	**2"**			

ORDERING INFORMATION

XXX–XX	XX	XXX	X	X
Basic No & Part No	Material	Thd.	C	Finish
Example				
147–150	**ST**	**440**	**3**	✻

✻ For Finish Code See **Fold-Out** Inside Back Cover

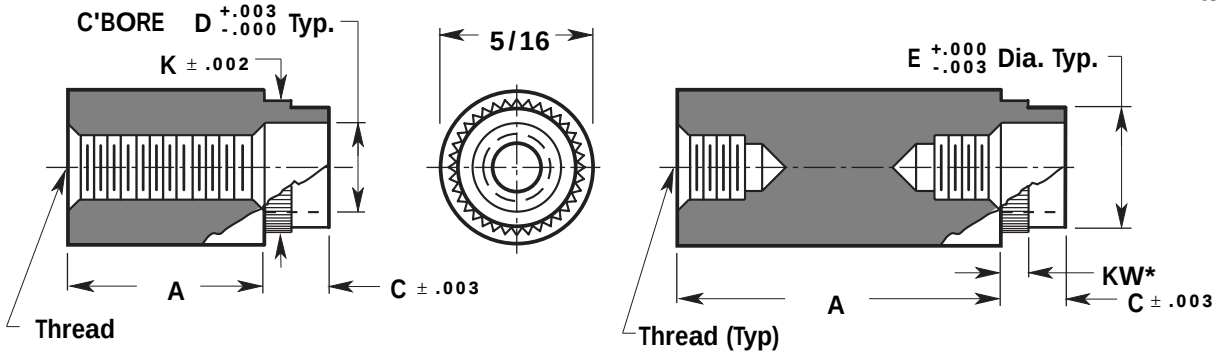

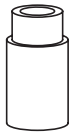

***KW** dim same as board thickness

DEPTH OF THREADS TAPPED THRU			
THREAD	**ALUM • BRASS NYLON • STEEL**	**STAINLESS STEEL**	**SCREW DEPTH**
6-32	1"	1"	3/8
8-32	1"	1"	7/16
10-32	1-1/8	1"	1/2

BASIC NO.	PART NO.	A LENGTH	C'BORE D	DIA E	KNURL K
147	**162**	**1/8**			
147	**163**	**3/16**			
147	**164**	**1/4**			
147	**165**	**5/16**			
147	**166**	**3/8**			
147	**167**	**7/16**			
147	**168**	**1/2**			
147	**169**	**9/16**			
147	**170**	**5/8**			
147	**171**	**11/16**			
147	**172**	**3/4**			
147	**173**	**13/16**			
147	**174**	**7/8**			
147	**175**	**15/16**			
147	**176**	**1"**			
147	**177**	**1-1/16**	**.200**	**.234**	**.247**
147	**178**	**1-1/8**			
147	**179**	**1-3/16**			
147	**180**	**1-1/4**			
147	**181**	**1-5/16**			
147	**182**	**1-3/8**			
147	**183**	**1-7/16**			
147	**184**	**1-1/2**			
147	**185**	**1-9/16**			
147	**186**	**1-5/8**			
147	**187**	**1-11/16**			
147	**188**	**1-3/4**			
147	**189**	**1-13/16**			
147	**190**	**1-7/8**			
147	**191**	**1-15/16**			
147	**192**	**2"**			

SWAGE LENGTH C ±.003	CODE	BOARD THICKNESS
.075	1	1/32
.105	2	1/16
.135	3	3/32
.165	4	1/8

MATERIAL	CODE
Aluminum	AL
Brass	BR
Stainless Steel	SS
Steel	ST

ORDERING INFORMATION

XXX–XX	XX	XXX	X	X
Basic No & Part No	Material	Thd.	C	Finish
Example				
147–166	**ST**	**632**	**3**	✻

✻ For Finish Code See **Fold-Out** Inside Back Cover

ROUND SWAGE STANDOFFS *Partial Knurled*

147

193-223 **3/8"**

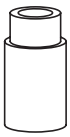

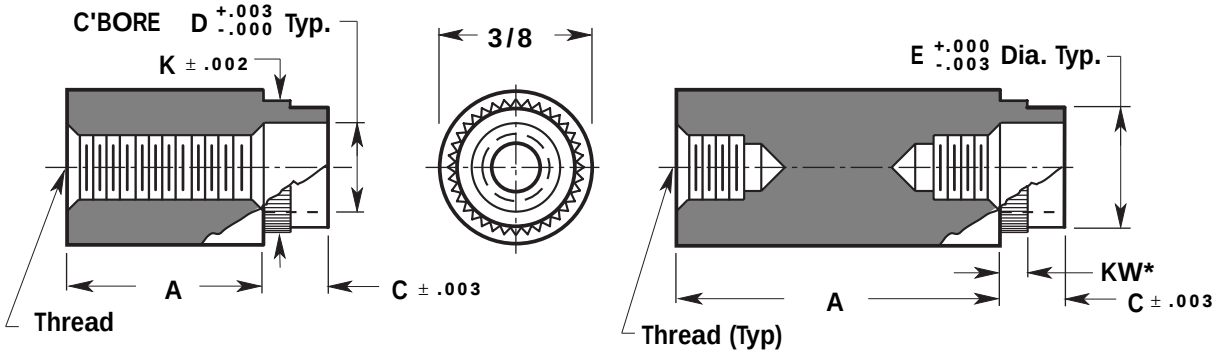

***KW** dim same as board thickness

DEPTH OF THREADS TAPPED THRU			
THREAD	**ALUM • BRASS NYLON • STEEL**	**STAINLESS STEEL**	**SCREW DEPTH**
6-32	1"	1"	3/8
8-32	1"	1"	7/16
10-32	1-1/8	1"	1/2

SWAGE LENGTH C ±.003	CODE	BOARD THICKNESS
.075	1	1/32
.105	2	1/16
.135	3	3/32
.165	4	1/8

MATERIAL	CODE
Aluminum	AL
Brass	BR
Stainless Steel	SS
Steel	ST

BASIC NO.	PART NO.	A LENGTH	C'BORE D	DIA E	KNURL K
147	**193**	**1/8**			
147	**194**	**3/16**			
147	**195**	**1/4**			
147	**196**	**5/16**			
147	**197**	**3/8**			
147	**198**	**7/16**			
147	**199**	**1/2**			
147	**200**	**9/16**			
147	**201**	**5/8**			
147	**202**	**11/16**			
147	**203**	**3/4**			
147	**204**	**13/16**			
147	**205**	**7/8**			
147	**206**	**15/16**			
147	**207**	**1"**			
147	**208**	**1-1/16**	**.200**	**.234**	**.247**
147	**209**	**1-1/8**			
147	**210**	**1-3/16**			
147	**211**	**1-1/4**			
147	**212**	**1-5/16**			
147	**213**	**1-3/8**			
147	**214**	**1-7/16**			
147	**215**	**1-1/2**			
147	**216**	**1-9/16**			
147	**217**	**1-5/8**			
147	**218**	**1-11/16**			
147	**219**	**1-3/4**			
147	**220**	**1-13/16**			
147	**221**	**1-7/8**			
147	**222**	**1-15/16**			
147	**223**	**2"**			

ORDERING INFORMATION

XXX–XX	XX	XXX	X	X
Basic No & Part No	Material	Thd.	C	Finish
Example				
147–220	**ST**	**632**	**3**	✻

✻ For Finish Code See **Fold-Out** Inside Back Cover

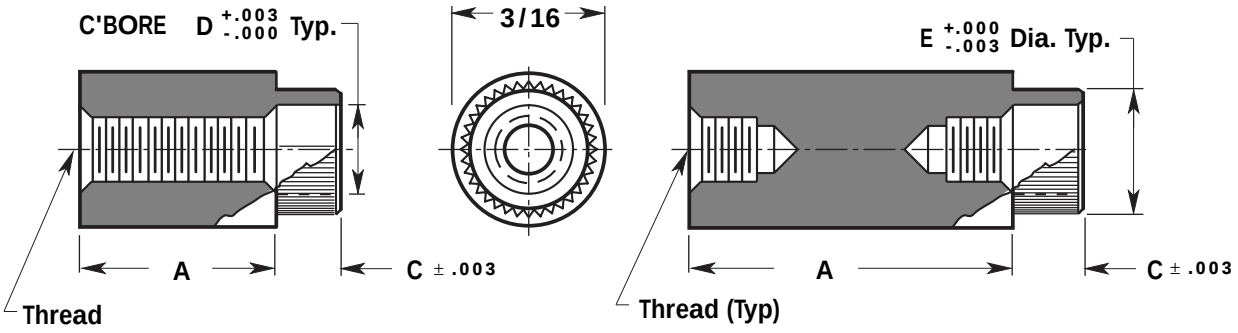

DEPTH OF THREADS TAPPED THRU			
THREAD	**ALUM • BRASS NYLON • STEEL**	**STAINLESS STEEL**	**SCREW DEPTH**
2-56	3/4	5/8	3/16
4-40	1	3/4	1/4

BASIC NO.	PART NO.	A LENGTH	C'BORE D	DIA E
147	224	1/8		
147	225	3/16		
147	226	1/4		
147	227	5/16		
147	228	3/8		
147	229	7/16		
147	230	1/2		
147	231	9/16		
147	232	5/8		
147	233	11/16		
147	234	3/4		
147	235	13/16		
147	236	7/8		
147	237	15/16		
147	238	1"		
147	239	1-1/16	.115	.152
147	240	1-1/8		
147	241	1-3/16		
147	242	1-1/4		
147	243	1-5/16		
147	244	1-3/8		
147	245	1-7/16		
147	246	1-1/2		
147	247	1-9/16		
147	248	1-5/8		
147	249	1-11/16		
147	250	1-3/4		
147	251	1-13/16		
147	252	1-7/8		
147	253	1-15/16		
147	254	2"		

SWAGE LENGTH C ±.003	CODE	BOARD THICKNESS
.075	1	1/32
.105	2	1/16
.135	3	3/32
.165	4	1/8

MATERIAL	CODE
Aluminum	AL
Brass	BR
Stainless Steel	SS
Steel	ST

ORDERING INFORMATION

XXX–XX	XX	XXX	X	X
Basic No & Part No	Material	Thd.	C	Finish
Example				
147–237	**ST**	**440**	**3**	✻

✻ For Finish Code See **Fold-Out** Inside Back Cover

ROUND SWAGE STANDOFFS *Full Knurled*

147

255-285 **1/4"**

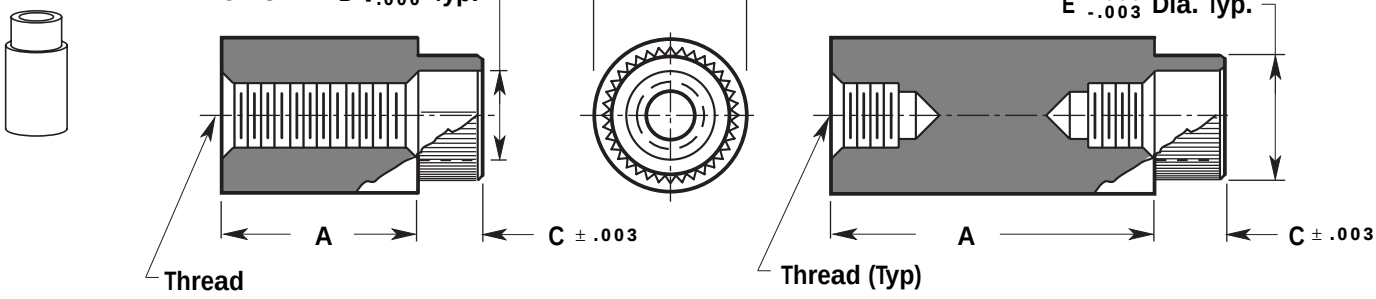

DEPTH OF THREADS TAPPED THRU			
THREAD	**ALUM • BRASS NYLON • STEEL**	**STAINLESS STEEL**	**SCREW DEPTH**
4-40	1"	3/4	1/4
6-32	1"	1"	3/8

SWAGE LENGTH C ±.003	CODE	BOARD THICKNESS
.075	1	1/32
.105	2	1/16
.135	3	3/32
.165	4	1/8

MATERIAL	CODE
Aluminum	AL
Brass	BR
Stainless Steel	SS
Steel	ST

BASIC NO.	PART NO.	A LENGTH	C'BORE D	DIA E
147	**255**	**1/8**		
147	**256**	**3/16**		
147	**257**	**1/4**		
147	**258**	**5/16**		
147	**259**	**3/8**		
147	**260**	**7/16**		
147	**261**	**1/2**		
147	**262**	**9/16**		
147	**263**	**5/8**		
147	**264**	**11/16**		
147	**265**	**3/4**		
147	**266**	**13/16**		
147	**267**	**7/8**		
147	**268**	**15/16**		
147	**269**	**1"**		
147	**270**	**1-1/16**	**.150**	**.201**
147	**271**	**1-1/8**		
147	**272**	**1-3/16**		
147	**273**	**1-1/4**		
147	**274**	**1-5/16**		
147	**275**	**1-3/8**		
147	**276**	**1-7/16**		
147	**277**	**1-1/2**		
147	**278**	**1-9/16**		
147	**279**	**1-5/8**		
147	**280**	**1-11/16**		
147	**281**	**1-3/4**		
147	**282**	**1-13/16**		
147	**283**	**1-7/8**		
147	**284**	**1-15/16**		
147	**285**	**2"**		

ORDERING INFORMATION

XXX–XX	XX	XXX	X	X
Basic No & Part No	Material	Thd.	C	Finish
	Example			
147–277	**ST**	**440**	**3**	✻

✻ For Finish Code See **Fold-Out** Inside Back Cover

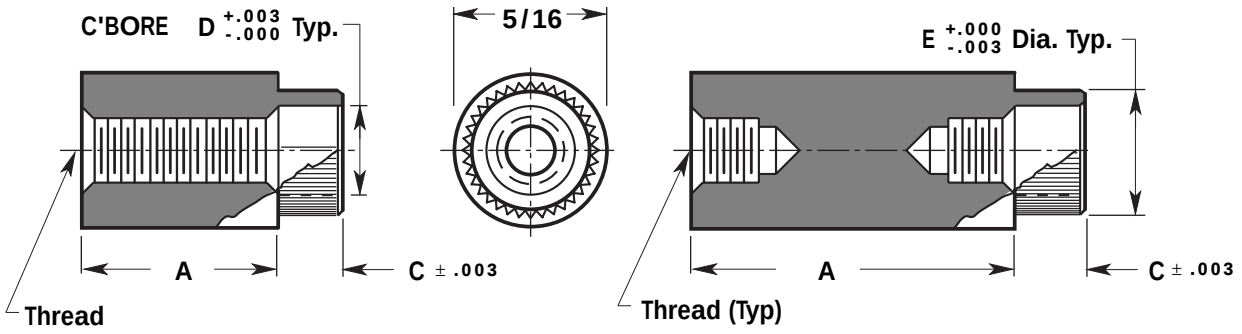

DEPTH OF THREADS TAPPED THRU			
THREAD	**ALUM • BRASS NYLON • STEEL**	**STAINLESS STEEL**	**SCREW DEPTH**
6-32	1"	1"	3/8
8-32	1"	1"	7/16
10-32	1-1/8	1"	1/2

BASIC NO.	PART NO.	A LENGTH	C'BORE D	DIA E
147	**286**	**1/8**		
147	**287**	**3/16**		
147	**288**	**1/4**		
147	**289**	**5/16**		
147	**290**	**3/8**		
147	**291**	**7/16**		
147	**292**	**1/2**		
147	**293**	**9/16**		
147	**294**	**5/8**		
147	**295**	**11/16**		
147	**296**	**3/4**		
147	**297**	**13/16**		
147	**298**	**7/8**		
147	**299**	**15/16**		
147	**300**	**1"**		
147	**301**	**1-1/16**	**.200**	**.247**
147	**302**	**1-1/8**		
147	**303**	**1-3/16**		
147	**304**	**1-1/4**		
147	**305**	**1-5/16**		
147	**306**	**1-3/8**		
147	**307**	**1-7/16**		
147	**308**	**1-1/2**		
147	**309**	**1-9/16**		
147	**310**	**1-5/8**		
147	**311**	**1-11/16**		
147	**312**	**1-3/4**		
147	**313**	**1-13/16**		
147	**314**	**1-7/8**		
147	**315**	**1-15/16**		
147	**316**	**2"**		

SWAGE LENGTH C ±.003	CODE	BOARD THICKNESS
.075	1	1/32
.105	2	1/16
.135	3	3/32
.165	4	1/8

MATERIAL	CODE
Aluminum	AL
Brass	BR
Stainless Steel	SS
Steel	ST

ORDERING INFORMATION

XXX–XX	XX	XXX	X	X
Basic No & Part No	Material	Thd.	C	Finish
Example				
147–300	**ST**	**632**	**3**	✻

✻ For Finish Code See **Fold-Out** Inside Back Cover

ROUND SWAGE STANDOFFS *Full Knurled*

147

317-347 **3/8"**

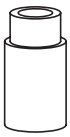

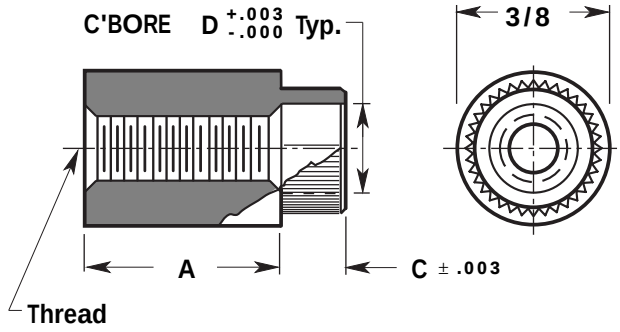

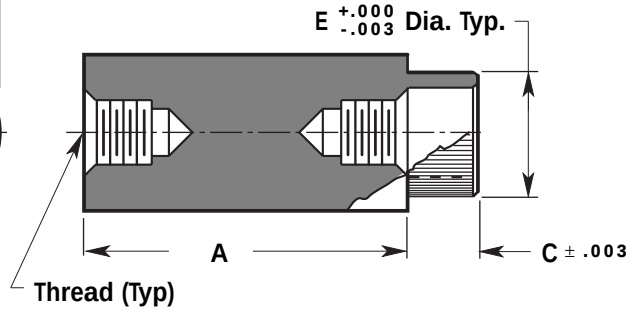

DEPTH OF THREADS TAPPED THRU			
THREAD	**ALUM • BRASS NYLON • STEEL**	**STAINLESS STEEL**	**SCREW DEPTH**
6-32	1"	1"	3/8
8-32	1"	1"	7/16
10-32	1-1/8	1"	1/2

SWAGE LENGTH C ±.003	CODE	BOARD THICKNESS
.075	1	1/32
.105	2	1/16
.135	3	3/32
.165	4	1/8

MATERIAL	CODE
Aluminum	AL
Brass	BR
Stainless Steel	SS
Steel	ST

BASIC NO.	PART NO.	A LENGTH	C'BORE D	DIA E
147	**317**	**1/8**		
147	**318**	**3/16**		
147	**319**	**1/4**		
147	**320**	**5/16**		
147	**321**	**3/8**		
147	**322**	**7/16**		
147	**323**	**1/2**		
147	**324**	**9/16**		
147	**325**	**5/8**		
147	**326**	**11/16**		
147	**327**	**3/4**		
147	**328**	**13/16**		
147	**329**	**7/8**		
147	**330**	**15/16**		
147	**331**	**1"**		
147	**332**	**1-1/16**	**.200**	**.247**
147	**333**	**1-1/8**		
147	**334**	**1-3/16**		
147	**335**	**1-1/4**		
147	**336**	**1-5/16**		
147	**337**	**1-3/8**		
147	**338**	**1-7/16**		
147	**339**	**1-1/2**		
147	**340**	**1-9/16**		
147	**341**	**1-5/8**		
147	**342**	**1-11/16**		
147	**343**	**1-3/4**		
147	**344**	**1-13/16**		
147	**345**	**1-7/8**		
147	**346**	**1-15/16**		
147	**347**	**2"**		

ORDERING INFORMATION

XXX–XX	XX	XXX	X	X
Basic No & Part No	Material	Thd.	C	Finish
	Example			
147–330	**ST**	**632**	**3**	✻

✻ For Finish Code See **Fold-Out** Inside Back Cover

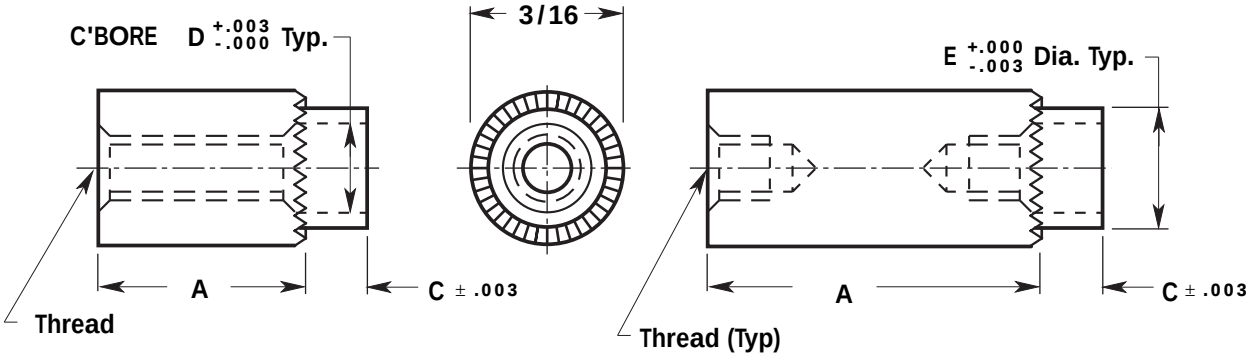

DEPTH OF THREADS TAPPED THRU			
THREAD	**ALUM • BRASS NYLON • STEEL**	**STAINLESS STEEL**	**SCREW DEPTH**
2-56	3/4	5/8	3/16
4-40	1	3/4	1/4

BASIC NO.	**PART NO.**	**A LENGTH**	**C'BORE D**	**DIA E**
147	**348**	**1/8**		
147	**349**	**3/16**		
147	**340**	**1/4**		
147	**351**	**5/16**		
147	**352**	**3/8**		
147	**353**	**7/16**		
147	**354**	**1/2**		
147	**355**	**9/16**		
147	**356**	**5/8**		
147	**357**	**11/16**		
147	**358**	**3/4**		
147	**359**	**13/16**		
147	**360**	**7/8**		
147	**361**	**15/16**		
147	**362**	**1"**		
147	**363**	**1-1/16**	**.115**	**.139**
147	**364**	**1-1/8**		
147	**365**	**1-3/16**		
147	**366**	**1-1/4**		
147	**367**	**1-5/16**		
147	**368**	**1-3/8**		
147	**369**	**1-7/16**		
147	**370**	**1-1/2**		
147	**371**	**1-9/16**		
147	**372**	**1-5/8**		
147	**373**	**1-11/16**		
147	**374**	**1-3/4**		
147	**375**	**1-13/16**		
147	**376**	**1-7/8**		
147	**377**	**1-15/16**		
147	**378**	**2"**		

SWAGE LENGTH C ±.003	**CODE**	**BOARD THICKNESS**
.075	1	1/32
.105	2	1/16
.135	3	3/32
.165	4	1/8

MATERIAL	**CODE**
Aluminum	AL
Brass	BR
Stainless Steel	SS
Steel	ST

ORDERING INFORMATION

XXX–XX	XX	XXX	X	X
Basic No & Part No	Material	Thd.	C	Finish
	Example			
147–351	**ST**	**440**	**3**	✻

✻ For Finish Code See **Fold-Out** Inside Back Cover

ROUND SWAGE STANDOFFS *Front Face Knurled*

147

379-409 **1/4"**

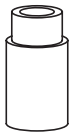

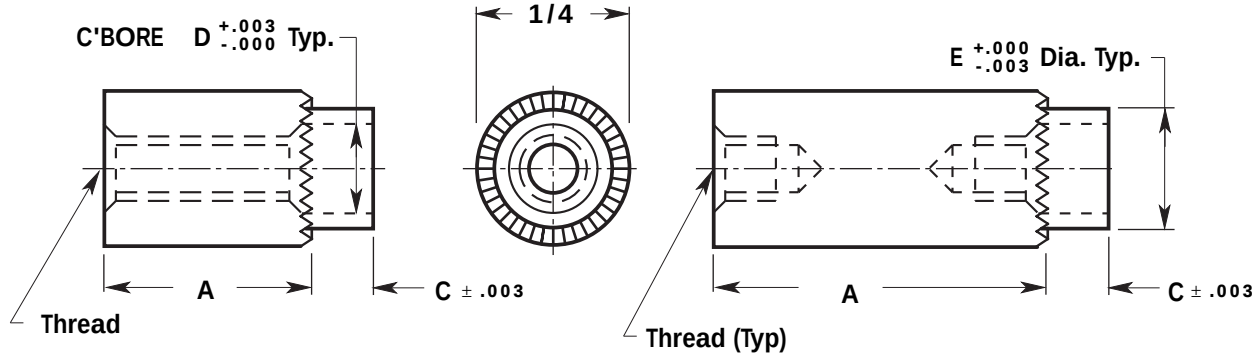

DEPTH OF THREADS TAPPED THRU			
THREAD	**ALUM • BRASS NYLON • STEEL**	**STAINLESS STEEL**	**SCREW DEPTH**
4-40	1"	3/4	1/4
6-32	1"	1"	3/8

SWAGE LENGTH C ±.003	**CODE**	**BOARD THICKNESS**
.075	1	1/32
.105	2	1/16
.135	3	3/32
.165	4	1/8

MATERIAL	**CODE**
Aluminum	AL
Brass	BR
Stainless Steel	SS
Steel	ST

BASIC NO.	**PART NO.**	**A LENGTH**	**C'BORE D**	**DIA E**
147	**379**	**1/8**		
147	**380**	**3/16**		
147	**381**	**1/4**		
147	**382**	**5/16**		
147	**383**	**3/8**		
147	**384**	**7/16**		
147	**385**	**1/2**		
147	**386**	**9/16**		
147	**387**	**5/8**		
147	**388**	**11/16**		
147	**389**	**3/4**		
147	**390**	**13/16**		
147	**391**	**7/8**		
147	**392**	**15/16**		
147	**393**	**1"**		
147	**394**	**1-1/16**	**.150**	**.188**
147	**395**	**1-1/8**		
147	**396**	**1-3/16**		
147	**397**	**1-1/4**		
147	**398**	**1-5/16**		
147	**399**	**1-3/8**		
147	**400**	**1-7/16**		
147	**401**	**1-1/2**		
147	**402**	**1-9/16**		
147	**403**	**1-5/8**		
147	**404**	**1-11/16**		
147	**405**	**1-3/4**		
147	**406**	**1-13/16**		
147	**407**	**1-7/8**		
147	**408**	**1-15/16**		
147	**409**	**2"**		

ORDERING INFORMATION				
XXX-XX	XX	XXX	X	X
Basic No & Part No	Material	Thd.	C	Finish
	Example			
147-395	**ST**	**440**	**3**	✻

✻ For Finish Code See **Fold-Out** Inside Back Cover

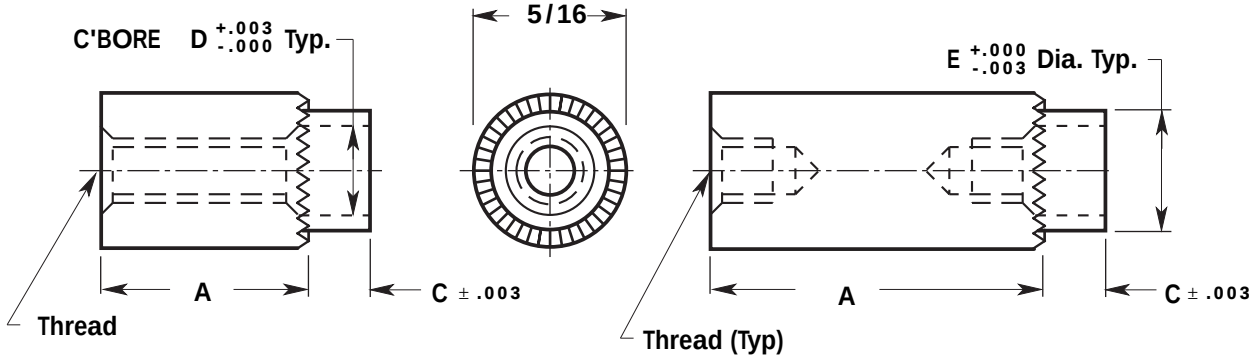

DEPTH OF THREADS TAPPED THRU			
THREAD	**ALUM • BRASS NYLON • STEEL**	**STAINLESS STEEL**	**SCREW DEPTH**
6-32	1"	1"	3/8
8-32	1"	1"	7/16
10-32	1-1/8	1"	1/2

BASIC NO.	PART NO.	A LENGTH	C'BORE D	DIA E
147	**410**	**1/8**		
147	**411**	**3/16**		
147	**412**	**1/4**		
147	**413**	**5/16**		
147	**414**	**3/8**		
147	**415**	**7/16**		
147	**416**	**1/2**		
147	**417**	**9/16**		
147	**418**	**5/8**		
147	**419**	**11/16**		
147	**420**	**3/4**		
147	**421**	**13/16**		
147	**422**	**7/8**		
147	**423**	**15/16**		
147	**424**	**1"**		
147	**425**	**1-1/16**	**.200**	**.234**
147	**426**	**1-1/8**		
147	**427**	**1-3/16**		
147	**428**	**1-1/4**		
147	**429**	**1-5/16**		
147	**430**	**1-3/8**		
147	**431**	**1-7/16**		
147	**432**	**1-1/2**		
147	**433**	**1-9/16**		
147	**434**	**1-5/8**		
147	**435**	**1-11/16**		
147	**436**	**1-3/4**		
147	**437**	**1-13/16**		
147	**438**	**1-7/8**		
147	**439**	**1-15/16**		
147	**440**	**2"**		

SWAGE LENGTH C ±.003	CODE	BOARD THICKNESS
.075	1	1/32
.105	2	1/16
.135	3	3/32
.165	4	1/8

MATERIAL	CODE
Aluminum	AL
Brass	BR
Stainless Steel	SS
Steel	ST

ORDERING INFORMATION

XXX-XX	XX	XXX	X	X
Basic No & Part No	Material	Thd.	C	Finish
	Example			
147-430	**ST**	**632**	**3**	✻

✻ For Finish Code See **Fold-Out** Inside Back Cover

ROUND SWAGE STANDOFFS *Front Face Knurled*

147

441-471 **3/8"**

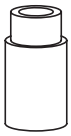

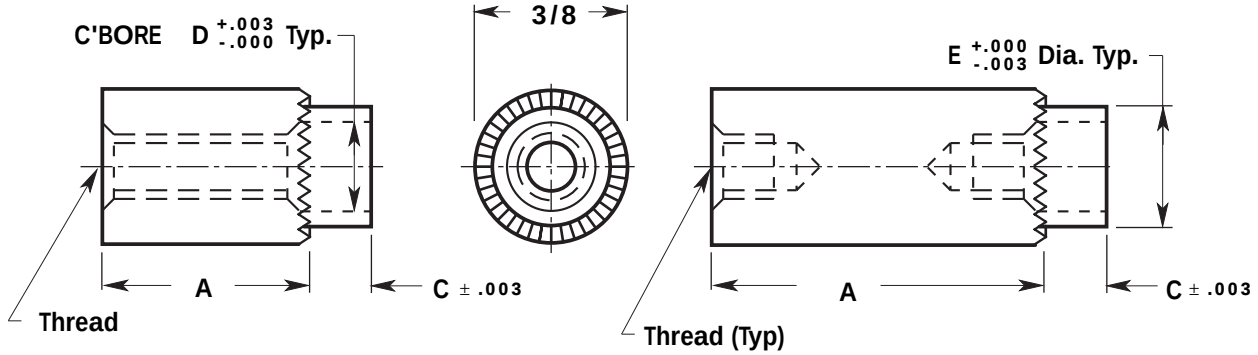

DEPTH OF THREADS TAPPED THRU			
THREAD	**ALUM • BRASS NYLON • STEEL**	**STAINLESS STEEL**	**SCREW DEPTH**
6-32	1"	1"	3/8
8-32	1"	1"	7/16
10-32	1-1/8	1"	1/2

SWAGE LENGTH C ±.003	**CODE**	**BOARD THICKNESS**
.075	1	1/32
.105	2	1/16
.135	3	3/32
.165	4	1/8

MATERIAL	**CODE**
Aluminum	AL
Brass	BR
Stainless Steel	SS
Steel	ST

BASIC NO.	**PART NO.**	**A LENGTH**	**C'BORE D**	**DIA E**
147	**441**	**1/8**		
147	**442**	**3/16**		
147	**443**	**1/4**		
147	**444**	**5/16**		
147	**445**	**3/8**		
147	**446**	**7/16**		
147	**447**	**1/2**		
147	**448**	**9/16**		
147	**449**	**5/8**		
147	**450**	**11/16**		
147	**451**	**3/4**		
147	**452**	**13/16**		
147	**453**	**7/8**		
147	**454**	**15/16**		
147	**455**	**1"**		
147	**456**	**1-1/16**	**.200**	**.234**
147	**457**	**1-1/8**		
147	**458**	**1-3/16**		
147	**459**	**1-1/4**		
147	**460**	**1-5/16**		
147	**461**	**1-3/8**		
147	**462**	**1-7/16**		
147	**463**	**1-1/2**		
147	**464**	**1-9/16**		
147	**465**	**1-5/8**		
147	**466**	**1-11/16**		
147	**467**	**1-3/4**		
147	**468**	**1-13/16**		
147	**469**	**1-7/8**		
147	**470**	**1-15/16**		
147	**471**	**2"**		

ORDERING INFORMATION

XXX–XX	XX	XXX	X	X
Basic No & Part No	Material	Thd.	C	Finish
Example				
147–470	**ST**	**632**	**3**	✻

✻ For Finish Code See **Fold-Out** Inside Back Cover

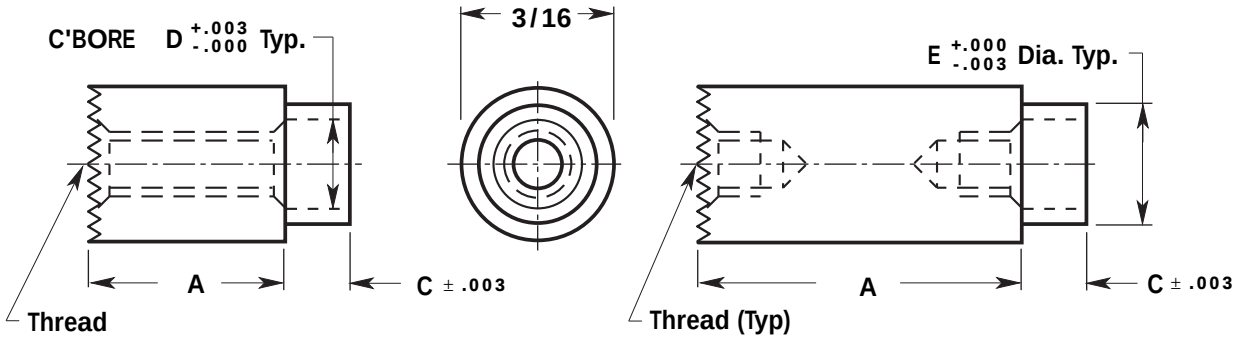

DEPTH OF THREADS TAPPED THRU			
THREAD	**ALUM • BRASS NYLON • STEEL**	**STAINLESS STEEL**	**SCREW DEPTH**
2-56	3/4	5/8	3/16
4-40	1	3/4	1/4

BASIC NO.	**PART NO.**	**A LENGTH**	**C'BORE D**	**DIA E**
147	**472**	**1/8**		
147	**473**	**3/16**		
147	**474**	**1/4**		
147	**475**	**5/16**		
147	**476**	**3/8**		
147	**477**	**7/16**		
147	**478**	**1/2**		
147	**479**	**9/16**		
147	**480**	**5/8**		
147	**481**	**11/16**		
147	**482**	**3/4**		
147	**483**	**13/16**		
147	**484**	**7/8**		
147	**485**	**15/16**		
147	**486**	**1"**		
147	**487**	**1-1/16**	**.115**	**.139**
147	**488**	**1-1/8**		
147	**489**	**1-3/16**		
147	**490**	**1-1/4**		
147	**491**	**1-5/16**		
147	**492**	**1-3/8**		
147	**493**	**1-7/16**		
147	**494**	**1-1/2**		
147	**495**	**1-9/16**		
147	**496**	**1-5/8**		
147	**497**	**1-11/16**		
147	**498**	**1-3/4**		
147	**499**	**1-13/16**		
147	**500**	**1-7/8**		
147	**501**	**1-15/16**		
147	**502**	**2"**		

SWAGE LENGTH C ±.003	**CODE**	**BOARD THICKNESS**
.075	1	1/32
.105	2	1/16
.135	3	3/32
.165	4	1/8

MATERIAL	**CODE**
Aluminum	AL
Brass	BR
Stainless Steel	SS
Steel	ST

ORDERING INFORMATION

XXX–XXX	XX	XXX	X	X
Basic No & Part No	Material	Thd.	C	Finish
	Example			
147–500	**ST**	**440**	**3**	✻

✻ For Finish Code See **Fold-Out** Inside Back Cover

ROUND SWAGE STANDOFFS *Knurled Back Face*

147

503-533 **1/4"**

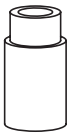

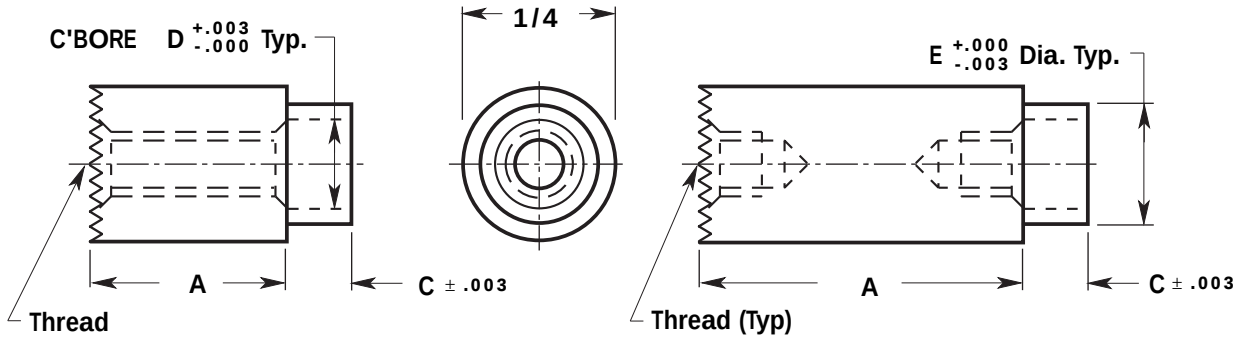

DEPTH OF THREADS TAPPED THRU			
THREAD	**ALUM • BRASS NYLON • STEEL**	**STAINLESS STEEL**	**SCREW DEPTH**
4-40	1"	3/4	1/4
6-32	1"	1"	3/8

SWAGE LENGTH C ±.003	**CODE**	**BOARD THICKNESS**
.075	1	1/32
.105	2	1/16
.135	3	3/32
.165	4	1/8

MATERIAL	**CODE**
Aluminum	AL
Brass	BR
Stainless Steel	SS
Steel	ST

BASIC NO.	**PART NO.**	**A LENGTH**	**C'BORE D**	**DIA E**
147	**503**	**1/8**		
147	**504**	**3/16**		
147	**505**	**1/4**		
147	**506**	**5/16**		
147	**507**	**3/8**		
147	**508**	**7/16**		
147	**509**	**1/2**		
147	**510**	**9/16**		
147	**511**	**5/8**		
147	**512**	**11/16**		
147	**513**	**3/4**		
147	**514**	**13/16**		
147	**515**	**7/8**		
147	**516**	**15/16**		
147	**517**	**1"**		
147	**518**	**1-1/16**	**.150**	**.188**
147	**519**	**1-1/8**		
147	**520**	**1-3/16**		
147	**521**	**1-1/4**		
147	**522**	**1-5/16**		
147	**523**	**1-3/8**		
147	**524**	**1-7/16**		
147	**525**	**1-1/2**		
147	**526**	**1-9/16**		
147	**527**	**1-5/8**		
147	**528**	**1-11/16**		
147	**529**	**1-3/4**		
147	**530**	**1-13/16**		
147	**531**	**1-7/8**		
147	**532**	**1-15/16**		
147	**533**	**2"**		

ORDERING INFORMATION

XXX–XX	XX	XXX	X	X
Basic No & Part No	Material	Thd.	C	Finish
Example				
147–520	**ST**	**440**	**3**	✻

✻ For Finish Code See **Fold-Out** Inside Back Cover

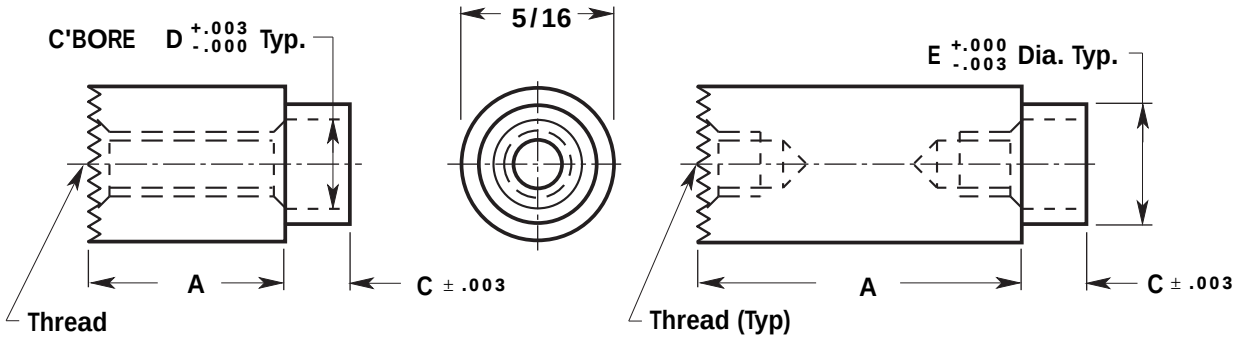

DEPTH OF THREADS TAPPED THRU			
THREAD	**ALUM • BRASS NYLON • STEEL**	**STAINLESS STEEL**	**SCREW DEPTH**
6-32	1"	1"	3/8
8-32	1"	1"	7/16
10-32	1-1/8	1"	1/2

BASIC NO.	PART NO.	A LENGTH	C'BORE D	DIA E
147	**534**	**1/8**		
147	**535**	**3/16**		
147	**536**	**1/4**		
147	**537**	**5/16**		
147	**538**	**3/8**		
147	**539**	**7/16**		
147	**540**	**1/2**		
147	**541**	**9/16**		
147	**542**	**5/8**		
147	**543**	**11/16**		
147	**544**	**3/4**		
147	**545**	**13/16**		
147	**546**	**7/8**		
147	**547**	**15/16**		
147	**548**	**1"**		
147	**549**	**1-1/16**	**.200**	**.234**
147	**550**	**1-1/8**		
147	**551**	**1-3/16**		
147	**552**	**1-1/4**		
147	**553**	**1-5/16**		
147	**554**	**1-3/8**		
147	**555**	**1-7/16**		
147	**556**	**1-1/2**		
147	**557**	**1-9/16**		
147	**558**	**1-5/8**		
147	**559**	**1-11/16**		
147	**560**	**1-3/4**		
147	**561**	**1-13/16**		
147	**562**	**1-7/8**		
147	**563**	**1-15/16**		
147	**564**	**2"**		

SWAGE LENGTH C ±.003	CODE	BOARD THICKNESS
.075	1	1/32
.105	2	1/16
.135	3	3/32
.165	4	1/8

MATERIAL	CODE
Aluminum	AL
Brass	BR
Stainless Steel	SS
Steel	ST

ORDERING INFORMATION

XXX–XXX	XX	XXX	X	X
Basic No & Part No	Material	Thd.	C	Finish
	Example			
147–550	**ST**	**632**	**3**	✻

✻ For Finish Code See **Fold-Out** Inside Back Cover

ROUND SWAGE STANDOFFS *Knurled Back Face*

147

565-595 **3/8"**

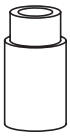

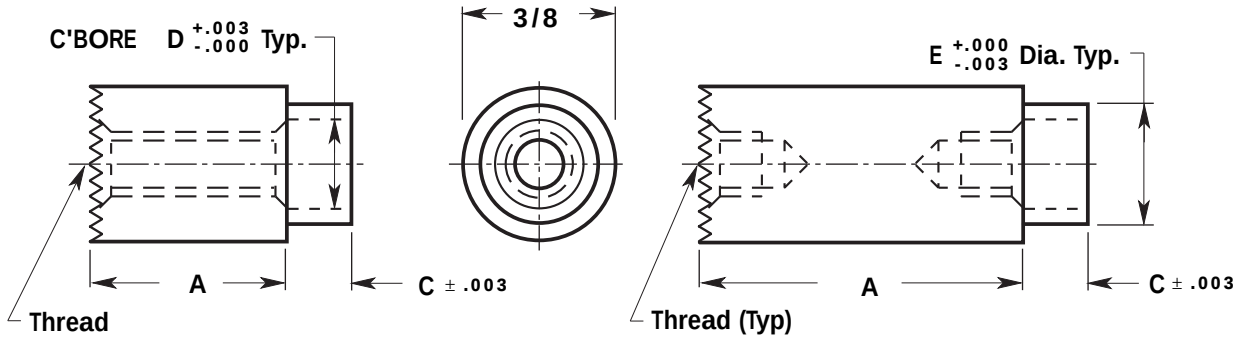

DEPTH OF THREADS TAPPED THRU			
THREAD	**ALUM • BRASS NYLON • STEEL**	**STAINLESS STEEL**	**SCREW DEPTH**
6-32	1"	1"	3/8
8-32	1"	1"	7/16
10-32	1-1/8	1"	1/2

SWAGE LENGTH C ±.003	CODE	BOARD THICKNESS
.075	1	1/32
.105	2	1/16
.135	3	3/32
.165	4	1/8

MATERIAL	CODE
Aluminum	AL
Brass	BR
Stainless Steel	SS
Steel	ST

BASIC NO.	PART NO.	A LENGTH	C'BORE D	DIA E
147	**565**	**1/8**		
147	**566**	**3/16**		
147	**567**	**1/4**		
147	**568**	**5/16**		
147	**569**	**3/8**		
147	**570**	**7/16**		
147	**571**	**1/2**		
147	**572**	**9/16**		
147	**573**	**5/8**		
147	**574**	**11/16**		
147	**575**	**3/4**		
147	**576**	**13/16**		
147	**577**	**7/8**		
147	**578**	**15/16**		
147	**579**	**1"**		
147	**580**	**1-1/16**	**.200**	**.234**
147	**581**	**1-1/8**		
147	**582**	**1-3/16**		
147	**583**	**1-1/4**		
147	**584**	**1-5/16**		
147	**585**	**1-3/8**		
147	**586**	**1-7/16**		
147	**587**	**1-1/2**		
147	**588**	**1-9/16**		
147	**589**	**1-5/8**		
147	**590**	**1-11/16**		
147	**591**	**1-3/4**		
147	**592**	**1-13/16**		
147	**593**	**1-7/8**		
147	**594**	**1-15/16**		
147	595	**2"**		

ORDERING INFORMATION

XXX–XX	XX	XXX	X	X
Basic No & Part No	Material	Thd.	C	Finish
	Example			
147–570	**ST**	**632**	**3**	✻

✻ For Finish Code See **Fold-Out** Inside Back Cover

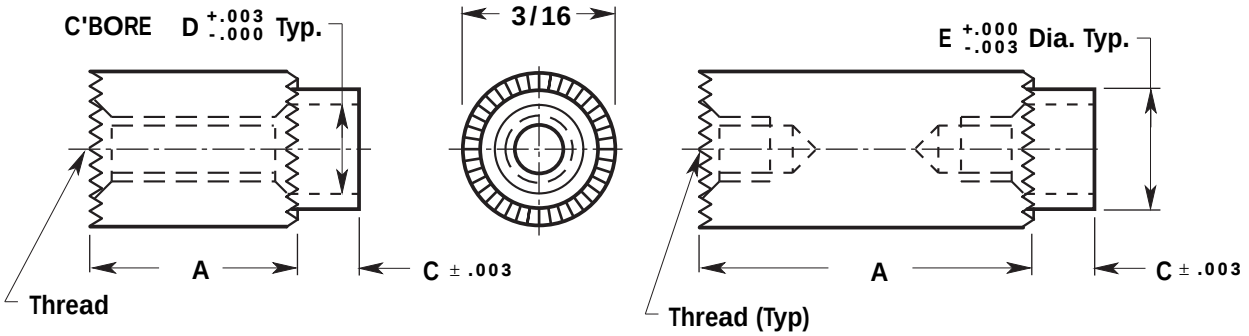

DEPTH OF THREADS TAPPED THRU			
THREAD	**ALUM • BRASS NYLON • STEEL**	**STAINLESS STEEL**	**SCREW DEPTH**
2-56	3/4	5/8	3/16
4-40	1	3/4	1/4

BASIC NO.	**PART NO.**	**A LENGTH**	**C'BORE D**	**DIA E**
147	**596**	**1/8**		
147	**597**	**3/16**		
147	**598**	**1/4**		
147	**599**	**5/16**		
147	**600**	**3/8**		
147	**601**	**7/16**		
147	**602**	**1/2**		
147	**603**	**9/16**		
147	**604**	**5/8**		
147	**605**	**11/16**		
147	**606**	**3/4**		
147	**607**	**13/16**		
147	**608**	**7/8**		
147	**609**	**15/16**		
147	**610**	**1"**		
147	**611**	**1-1/16**	**.115**	**.139**
147	**612**	**1-1/8**		
147	**613**	**1-3/16**		
147	**614**	**1-1/4**		
147	**615**	**1-5/16**		
147	**616**	**1-3/8**		
147	**617**	**1-7/16**		
147	**618**	**1-1/2**		
147	**619**	**1-9/16**		
147	**620**	**1-5/8**		
147	**621**	**1-11/16**		
147	**622**	**1-3/4**		
147	**623**	**1-13/16**		
147	**624**	**1-7/8**		
147	**625**	**1-15/16**		
147	**626**	**2"**		

SWAGE LENGTH C ±.003	**CODE**	**BOARD THICKNESS**
.075	1	1/32
.105	2	1/16
.135	3	3/32
.165	4	1/8

MATERIAL	**CODE**
Aluminum	AL
Brass	BR
Stainless Steel	SS
Steel	ST

ORDERING INFORMATION

XXX–XXX	XX	XXX	X	X
Basic No & Part No	Material	Thd.	C	Finish
	Example			
147–620	**ST**	**440**	**3**	✻

✻ For Finish Code See **Fold-Out** Inside Back Cover

ROUND SWAGE STANDOFFS *Knurled Double Face*

147

627-657 **1/4"**

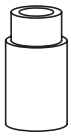

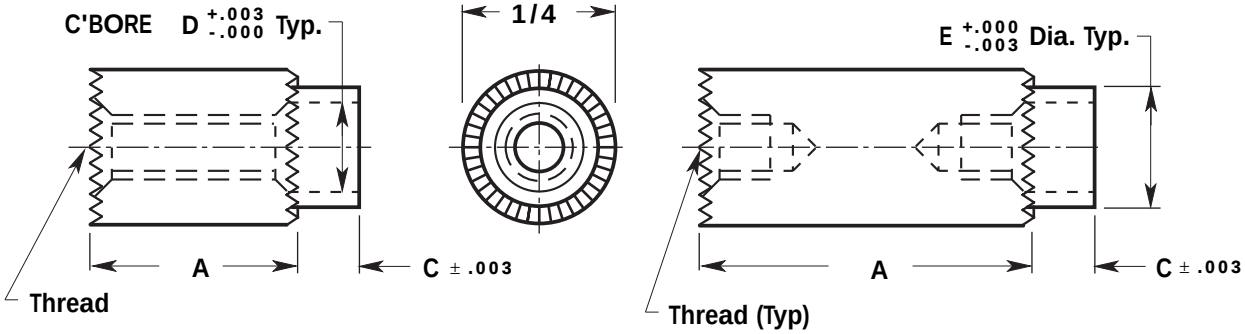

DEPTH OF THREADS TAPPED THRU			
THREAD	**ALUM • BRASS NYLON • STEEL**	**STAINLESS STEEL**	**SCREW DEPTH**
4-40	1"	3/4	1/4
6-32	1"	1"	3/8

SWAGE LENGTH C ±.003	**CODE**	**BOARD THICKNESS**
.075	1	1/32
.105	2	1/16
.135	3	3/32
.165	4	1/8

MATERIAL	**CODE**
Aluminum	AL
Brass	BR
Stainless Steel	SS
Steel	ST

BASIC NO.	**PART NO.**	**A LENGTH**	**C'BORE D**	**DIA E**
147	**627**	**1/8**		
147	**628**	**3/16**		
147	**629**	**1/4**		
147	**630**	**5/16**		
147	**631**	**3/8**		
147	**632**	**7/16**		
147	**633**	**1/2**		
147	**634**	**9/16**		
147	**635**	**5/8**		
147	**636**	**11/16**		
147	**637**	**3/4**		
147	**638**	**13/16**		
147	**639**	**7/8**		
147	**640**	**15/16**		
147	**641**	**1"**		
147	**642**	**1-1/16**	**.150**	**.188**
147	**643**	**1-1/8**		
147	**644**	**1-3/16**		
147	**645**	**1-1/4**		
147	**646**	**1-5/16**		
147	**647**	**1-3/8**		
147	**648**	**1-7/16**		
147	**649**	**1-1/2**		
147	**650**	**1-9/16**		
147	**651**	**1-5/8**		
147	**652**	**1-11/16**		
147	**653**	**1-3/4**		
147	**654**	**1-13/16**		
147	**655**	**1-7/8**		
147	**656**	**1-15/16**		
147	**657**	**2"**		

ORDERING INFORMATION

XXX–XX	XX	XXX	X	X
Basic No & Part No	Material	Thd.	C	Finish
	Example			
147–631	**ST**	**440**	**3**	✻

✻ For Finish Code See **Fold-Out** Inside Back Cover

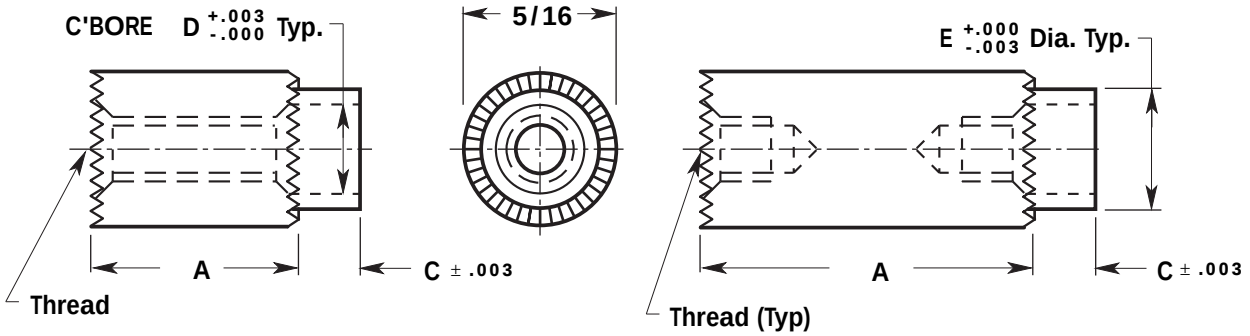

DEPTH OF THREADS TAPPED THRU			
THREAD	**ALUM • BRASS NYLON • STEEL**	**STAINLESS STEEL**	**SCREW DEPTH**
6-32	1"	1"	3/8
8-32	1"	1"	7/16
10-32	1-1/8	1"	1/2

BASIC NO.	PART NO.	A LENGTH	C'BORE D	DIA E
147	**658**	**1/8**		
147	**659**	**3/16**		
147	**660**	**1/4**		
147	**661**	**5/16**		
147	**662**	**3/8**		
147	**663**	**7/16**		
147	**664**	**1/2**		
147	**665**	**9/16**		
147	**666**	**5/8**		
147	**667**	**11/16**		
147	**668**	**3/4**		
147	**669**	**13/16**		
147	**660**	**7/8**		
147	**671**	**15/16**		
147	**672**	**1"**		
147	**673**	**1-1/16**	**.200**	**.234**
147	**674**	**1-1/8**		
147	**675**	**1-3/16**		
147	**676**	**1-1/4**		
147	**677**	**1-5/16**		
147	**678**	**1-3/8**		
147	**679**	**1-7/16**		
147	**680**	**1-1/2**		
147	**681**	**1-9/16**		
147	**682**	**1-5/8**		
147	**683**	**1-11/16**		
147	**684**	**1-3/4**		
147	**685**	**1-13/16**		
147	**686**	**1-7/8**		
147	**687**	**1-15/16**		
147	**688**	**2"**		

SWAGE LENGTH C ±.003	CODE	BOARD THICKNESS
.075	1	1/32
.105	2	1/16
.135	3	3/32
.165	4	1/8

MATERIAL	CODE
Aluminum	AL
Brass	BR
Stainless Steel	SS
Steel	ST

ORDERING INFORMATION

XXX–XX	XX	XXX	X	X
Basic No & Part No	Material	Thd.	C	Finish
	Example			
147–677	**ST**	**632**	**3**	✻

✻ For Finish Code See **Fold-Out** Inside Back Cover

ROUND SWAGE STANDOFFS *Knurled Double Face*

147

689-719 **3/8"**

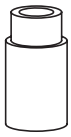

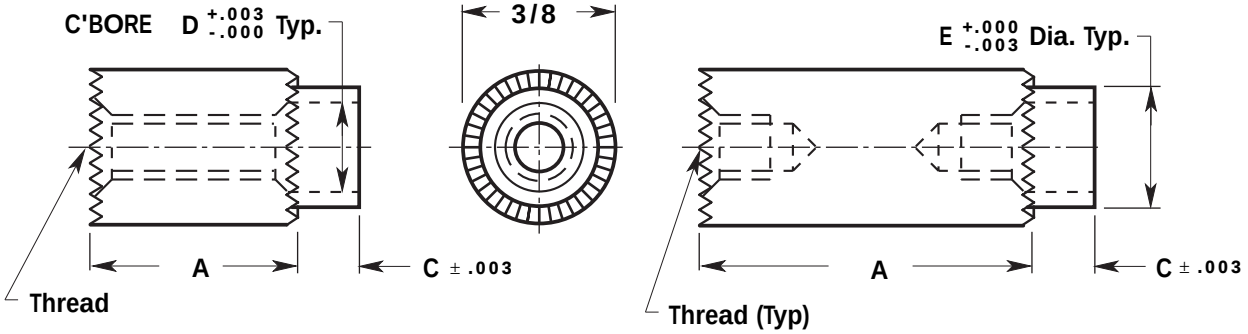

DEPTH OF THREADS TAPPED THRU			
THREAD	**ALUM • BRASS NYLON • STEEL**	**STAINLESS STEEL**	**SCREW DEPTH**
6-32	1"	1"	3/8
8-32	1"	1"	7/16
10-32	1-1/8	1"	1/2

SWAGE LENGTH C ±.003	**CODE**	**BOARD THICKNESS**
.075	1	1/32
.105	2	1/16
.135	3	3/32
.165	4	1/8

MATERIAL	**CODE**
Aluminum	AL
Brass	BR
Stainless Steel	SS
Steel	ST

BASIC NO.	**PART NO.**	**A LENGTH**	**C'BORE D**	**DIA E**
147	**689**	**1/8**		
147	**690**	**3/16**		
147	**691**	**1/4**		
147	**692**	**5/16**		
147	**693**	**3/8**		
147	**694**	**7/16**		
147	**695**	**1/2**		
147	**696**	**9/16**		
147	**697**	**5/8**		
147	**698**	**11/16**		
147	**699**	**3/4**		
147	**700**	**13/16**		
147	**701**	**7/8**		
147	**702**	**15/16**		
147	**703**	**1"**		
147	**704**	**1-1/16**	**.200**	**.234**
147	**705**	**1-1/8**		
147	**706**	**1-3/16**		
147	**707**	**1-1/4**		
147	**708**	**1-5/16**		
147	**709**	**1-3/8**		
147	**710**	**1-7/16**		
147	**711**	**1-1/2**		
147	**712**	**1-9/16**		
147	**713**	**1-5/8**		
147	**714**	**1-11/16**		
147	**715**	**1-3/4**		
147	**716**	**1-13/16**		
147	**717**	**1-7/8**		
147	**718**	**1-15/16**		
147	**719**	**2"**		

ORDERING INFORMATION

XXX–XXX	XX	XXX	X	X
Basic No & Part No	Material	Thd.	C	Finish
Example				
147–700	**ST**	**632**	**3**	✻

✻ For Finish Code See **Fold-Out** Inside Back Cover

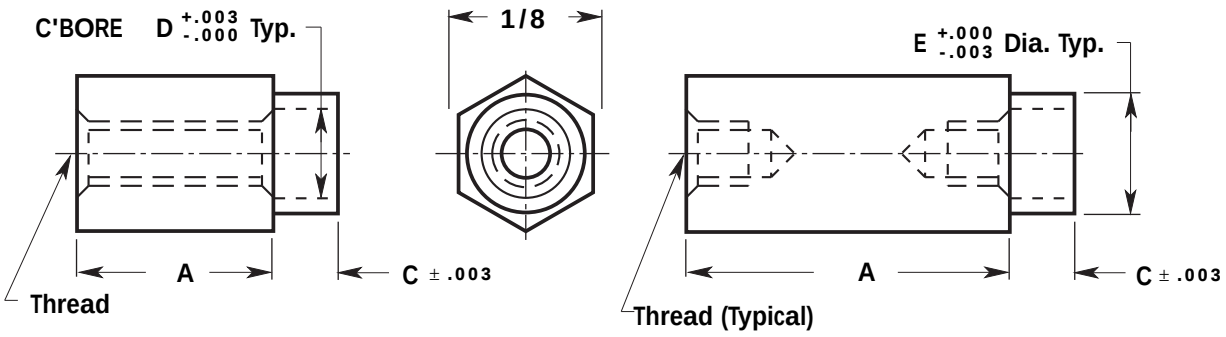

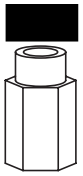

DEPTH OF THREADS TAPPED THRU			
THREAD	ALUM • BRASS NYLON • STEEL	STAINLESS STEEL	SCREW DEPTH
0-80	3/8	1/4	3/16

BASIC NO.	PART NO.	A LENGTH	C'BORE D	DIA E
148	01	1/8	.063	.090
148	02	3/16	.063	.090
148	03	1/4	.063	.090
148	04	5/16	.063	.090
148	05	3/8	.063	.090
148	06	7/16	.063	.090
148	07	1/2	.063	.090
148	08	9/16	.063	.090
148	09	5/8	.063	.090
148	10	11/16	.063	.090
148	11	3/4	.063	.090
148	12	13/16	.063	.090
148	13	7/8	.063	.090
148	14	15/16	.063	.090
148	15	1"	.063	.090

SWAGE LENGTH C ±.003	CODE	BOARD THICKNESS
.075	1	1/32
.105	2	1/16
.135	3	3/32
.165	4	1/8
.230	5	3/16
.290	6	1/4

MATERIAL	CODE
Aluminum	AL
Brass	BR
Stainless Steel	SS
Steel	ST

ORDERING INFORMATION

XXX–XX	XX	XXX	X	X
Basic No & Part No	Material	Thd.	C	Finish
	Example			
148–12	**BR**	**080**	**1**	✻

✻ For Finish Code See **Fold-Out** Inside Back Cover

HEX SWAGE STANDOFFS

149 *5/32*

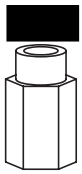

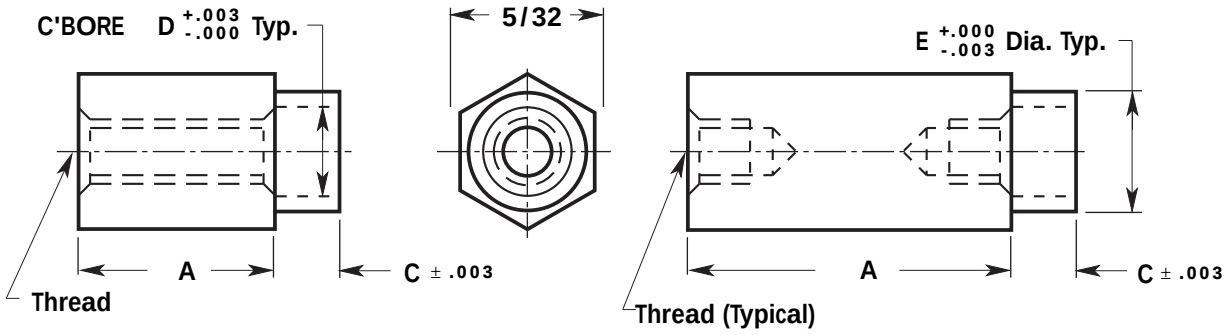

DEPTH OF THREADS TAPPED THRU			
THREAD	**ALUM • BRASS NYLON • STEEL**	**STAINLESS STEEL**	**SCREW DEPTH**
0-80	3/8	1/4	3/16
2-56	3/4	5/8	3/16

SWAGE LENGTH C ±.003	CODE	BOARD THICKNESS
.075	1	1/32
.105	2	1/16
.135	3	3/32
.165	4	1/8
.230	5	3/16
.290	6	1/4

MATERIAL	CODE
Aluminum	AL
Brass	BR
Stainless Steel	SS
Steel	ST

BASIC NO.	PART NO.	A LENGTH	C'BORE D	DIA E
149	**01**	**1/8**	**.098**	**.125**
149	**02**	**3/16**	**.098**	**.125**
149	**03**	**1/4**	**.098**	**.125**
149	**04**	**5/16**	**.098**	**.125**
149	**05**	**3/8**	**.098**	**.125**
149	**06**	**7/16**	**.098**	**.125**
149	**07**	**1/2**	**.098**	**.125**
149	**08**	**9/16**	**.098**	**.125**
149	**09**	**5/8**	**.098**	**.125**
149	**10**	**11/16**	**.098**	**.125**
149	**11**	**3/4**	**.098**	**.125**
149	**12**	**13/16**	**.098**	**.125**
149	**13**	**7/8**	**.098**	**.125**
149	**14**	**15/16**	**.098**	**.125**
149	**15**	**1"**	**.098**	**.125**

ORDERING INFORMATION

XXX–XX	XX	XXX	X	X
Basic No & Part No	Material	Thd.	C	Finish
Example				
149–12	**BR**	**080**	**1**	✻

✻ For Finish Code See **Fold-Out** Inside Back Cover

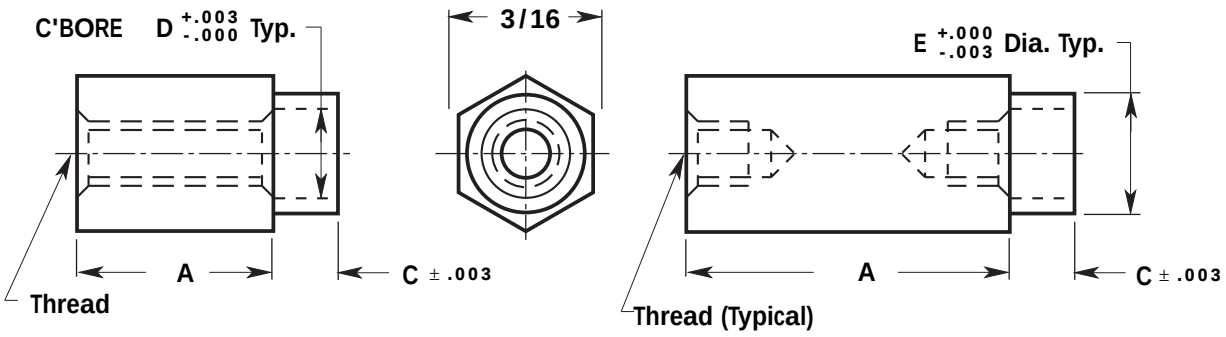

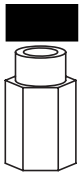

DEPTH OF THREADS TAPPED THRU			
THREAD	**ALUM • BRASS NYLON • STEEL**	**STAINLESS STEEL**	**SCREW DEPTH**
2-56	3/4	1/4	3/16
3-48	3/4	5/8	3/16

BASIC NO.	**PART NO.**	**A LENGTH**	**C'BORE D**	**DIA E**
150	**01**	**1/8**	**.108**	**.139**
150	**02**	**3/16**	**.108**	**.139**
150	**03**	**1/4**	**.108**	**.139**
150	**04**	**5/16**	**.108**	**.139**
150	**05**	**3/8**	**.108**	**.139**
150	**06**	**7/16**	**.108**	**.139**
150	**07**	**1/2**	**.108**	**.139**
150	**08**	**9/16**	**.108**	**.139**
150	**09**	**5/8**	**.108**	**.139**
150	**10**	**11/16**	**.108**	**.139**
150	**11**	**3/4**	**.108**	**.139**
150	**12**	**13/16**	**.108**	**.139**
150	**13**	**7/8**	**.108**	**.139**
150	**14**	**15/16**	**.108**	**.139**
150	**15**	**1"**	**.108**	**.139**

SWAGE LENGTH C ±.003	**CODE**	**BOARD THICKNESS**
.075	1	1/32
.105	2	1/16
.135	3	3/32
.165	4	1/8
.230	5	3/16
.290	6	1/4

MATERIAL	**CODE**
Aluminum	AL
Brass	BR
Stainless Steel	SS
Steel	ST

ORDERING INFORMATION

XXX–XX	XX	XXX	X	X
Basic No & Part No	Material	Thd.	C	Finish
	Example			
150–10	**BR**	**348**	**2**	✻

✻ For Finish Code See **Fold-Out** Inside Back Cover

HEX SWAGE STANDOFFS

151 *1/4*

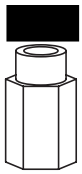

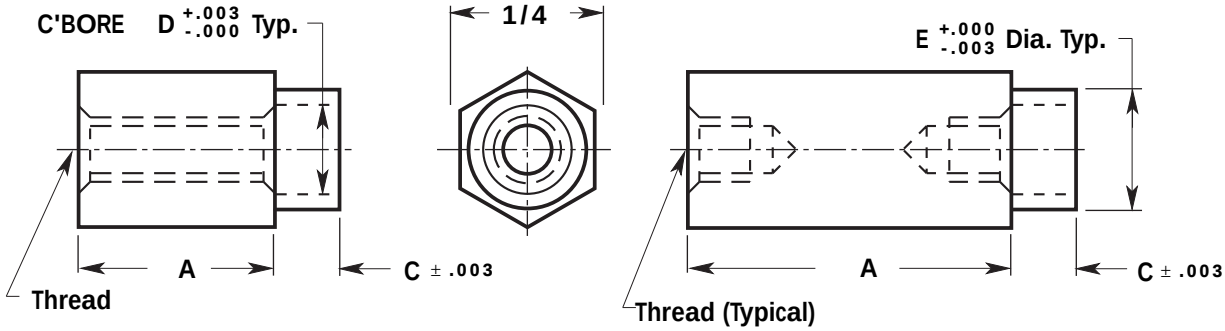

DEPTH OF THREADS TAPPED THRU			
THREAD	**ALUM • BRASS NYLON • STEEL**	**STAINLESS STEEL**	**SCREW DEPTH**
2-56	3/4	5/8	3/16
3-48	3/4	5/8	3/16
4-40	1	3/4	1/4
6-32	1	1	3/8

SWAGE LENGTH C ±.003	CODE	BOARD THICKNESS
.075	1	1/32
.105	2	1/16
.135	3	3/32
.165	4	1/8
.230	5	3/16
.290	6	1/4

MATERIAL	CODE
Aluminum	AL
Brass	BR
Stainless Steel	SS
Steel	ST

BASIC NO.	PART NO.	A LENGTH	C'BORE D	DIA E
151	**01**	**1/8**		
151	**02**	**3/16**		
151	**03**	**1/4**		
151	**04**	**5/16**		
151	**05**	**3/8**		
151	**06**	**7/16**		
151	**07**	**1/2**		
151	**08**	**9/16**		
151	**09**	**5/8**		
151	**10**	**11/16**		
151	**11**	**3/4**		
151	**12**	**13/16**		
151	**13**	**7/8**		
151	**14**	**15/16**		
151	**15**	**1"**		
151	**16**	**1-1/16**	**.150**	**.188**
151	**17**	**1-1/8**		
151	**18**	**1-3/16**		
151	**19**	**1-1/4**		
151	**20**	**1-5/16**		
151	**21**	**1-3/8**		
151	**22**	**1-7/16**		
151	**23**	**1-1/2**		
151	**24**	**1-9/16**		
151	**25**	**1-5/8**		
151	**26**	**1-11/16**		
151	**27**	**1-3/4**		
151	**28**	**1-13/16**		
151	**29**	**1-7/8**		
151	**30**	**1-15/16**		
151	**31**	**2"**		

ORDERING INFORMATION

XXX–XX	XX	XXX	X	X
Basic No & Part No	Material	Thd.	C	Finish
Example				
151–10	**BR**	**348**	**2**	✻

✻ For Finish Code See **Fold-Out** Inside Back Cover

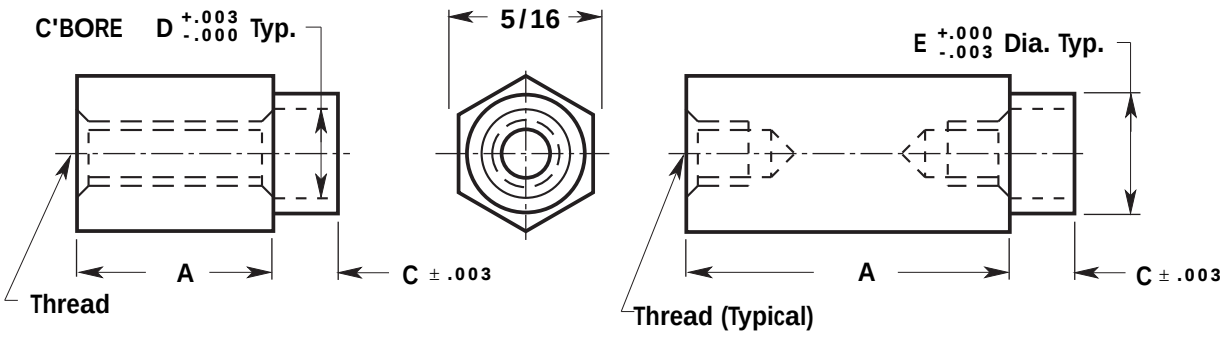

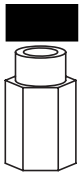

DEPTH OF THREADS TAPPED THRU			
THREAD	**ALUM • BRASS NYLON • STEEL**	**STAINLESS STEEL**	**SCREW DEPTH**
4-40	1"	3/4	1/4
6-32	1"	1"	3/8
8-32	1"	1"	7/16
10-32	1-1/8	1"	1/2

BASIC NO.	PART NO.	A LENGTH	C'BORE D	DIA E
152	**01**	**1/8**		
152	**02**	**3/16**		
152	**03**	**1/4**		
152	**04**	**5/16**		
152	**05**	**3/8**		
152	**06**	**7/16**		
152	**07**	**1/2**		
152	**08**	**9/16**		
152	**09**	**5/8**		
152	**10**	**11/16**		
152	**11**	**3/4**		
152	**12**	**13/16**		
152	**13**	**7/8**		
152	**14**	**15/16**		
152	**15**	**1"**		
152	**16**	**1-1/16**	**.200**	**.234**
152	**17**	**1-1/8**		
152	**18**	**1-3/16**		
152	**19**	**1-1/4**		
152	**20**	**1-5/16**		
152	**21**	**1-3/8**		
152	**22**	**1-7/16**		
152	**23**	**1-1/2**		
152	**24**	**1-9/16**		
152	**25**	**1-5/8**		
152	**26**	**1-11/16**		
152	**27**	**1-3/4**		
152	**28**	**1-13/16**		
152	**29**	**1-7/8**		
152	**30**	**1-15/16**		
152	**31**	**2"**		

SWAGE LENGTH C ±.003	CODE	BOARD THICKNESS
.075	1	1/32
.105	2	1/16
.135	3	3/32
.165	4	1/8
.230	5	3/16
.290	6	1/4

MATERIAL	CODE
Aluminum	AL
Brass	BR
Stainless Steel	SS
Steel	ST

ORDERING INFORMATION

XXX–XX	XX	XXX	X	X
Basic No & Part No	Material	Thd.	C	Finish
	Example			
152–08	**AL**	**832**	**3**	✻

✻ For Finish Code See **Fold-Out** Inside Back Cover

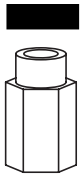

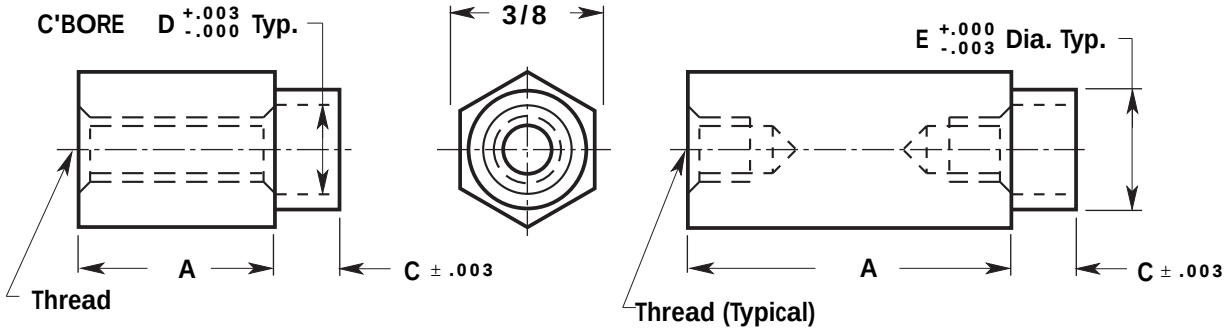

DEPTH OF THREADS TAPPED THRU			
THREAD	**ALUM • BRASS NYLON • STEEL**	**STAINLESS STEEL**	**SCREW DEPTH**
4-40	1"	3/4	1/4
6-32	1"	1"	3/8
8-32	1"	1"	7/16
10-32	1-1/8	1"	1/2

SWAGE LENGTH C ±.003	CODE	BOARD THICKNESS
.075	1	1/32
.105	2	1/16
.135	3	3/32
.165	4	1/8
.230	5	3/16
.290	6	1/4

MATERIAL	CODE
Aluminum	AL
Brass	BR
Stainless Steel	SS
Steel	ST

BASIC NO.	PART NO.	A LENGTH	C'BORE D	DIA E
153	**01**	**1/8**		
153	**02**	**3/16**		
153	**03**	**1/4**		
153	**04**	**5/16**		
153	**05**	**3/8**		
153	**06**	**7/16**		
153	**07**	**1/2**		
153	**08**	**9/16**		
153	**09**	**5/8**		
153	**10**	**11/16**		
153	**11**	**3/4**		
153	**12**	**13/16**		
153	**13**	**7/8**		
153	**14**	**15/16**		
153	**15**	**1"**		
153	**16**	**1-1/16**	**.200**	**.234**
153	**17**	**1-1/8**		
153	**18**	**1-3/16**		
153	**19**	**1-1/4**		
153	**20**	**1-5/16**		
153	**21**	**1-3/8**		
153	**22**	**1-7/16**		
153	**23**	**1-1/2**		
153	**24**	**1-9/16**		
153	**25**	**1-5/8**		
153	**26**	**1-11/16**		
153	**27**	**1-3/4**		
153	**28**	**1-13/16**		
153	**29**	**1-7/8**		
153	**30**	**1-15/16**		
153	**31**	**2"**		

ORDERING INFORMATION

XXX–XX	XX	XXX	X	X
Basic No & Part No	Material	Thd.	C	Finish
Example				
153–08	**AL**	**832**	**3**	✻

✻ For Finish Code See **Fold-Out** Inside Back Cover

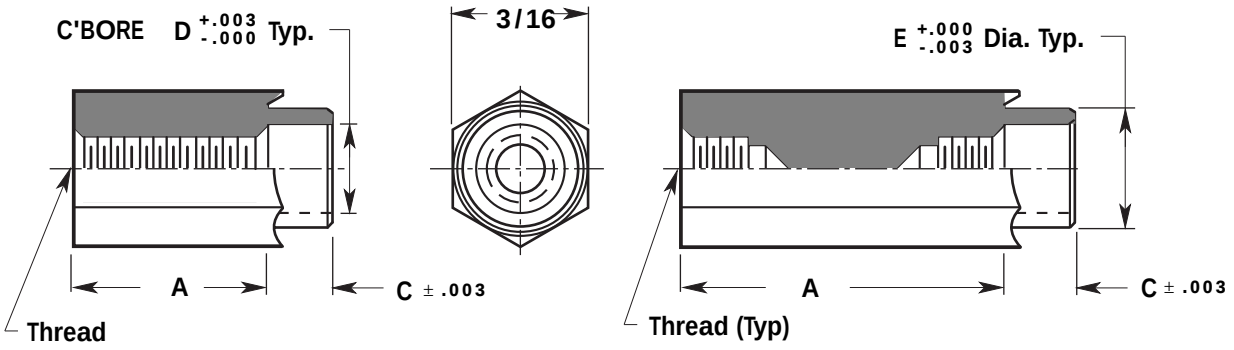

DEPTH OF THREADS TAPPED THRU			
THREAD	**ALUM • BRASS NYLON • STEEL**	**STAINLESS STEEL**	**SCREW DEPTH**
2-56	3/4	5/8	3/16
4-40	1	3/4	1/4

BASIC NO.	**PART NO.**	**A LENGTH**	**C'BORE D**	**DIA E**
153	**100**	**1/8**		
153	**101**	**3/16**		
153	**102**	**1/4**		
153	**103**	**5/16**		
153	**104**	**3/8**		
153	**105**	**7/16**		
153	**106**	**1/2**		
153	**107**	**9/16**		
153	**108**	**5/8**		
153	**109**	**11/16**		
153	**110**	**3/4**		
153	**111**	**13/16**		
153	**112**	**7/8**		
153	**113**	**15/16**		
153	**114**	**1"**		
153	**115**	**1-1/16**	**.115**	**.139**
153	**116**	**1-1/8**		
153	**117**	**1-3/16**		
153	**118**	**1-1/4**		
153	**119**	**1-5/16**		
153	**120**	**1-3/8**		
153	**121**	**1-7/16**		
153	**122**	**1-1/2**		
153	**123**	**1-9/16**		
153	**124**	**1-5/8**		
153	**125**	**1-11/16**		
153	**126**	**1-3/4**		
153	**127**	**1-13/16**		
153	**128**	**1-7/8**		
153	**129**	**1-15/16**		
153	**130**	**2"**		

SWAGE LENGTH C ±.003	**CODE**	**BOARD THICKNESS**
.075	1	1/32
.105	2	1/16
.135	3	3/32
.165	4	1/8

MATERIAL	**CODE**
Aluminum	AL
Brass	BR
Stainless Steel	SS
Steel	ST

ORDERING INFORMATION

XXX–XX	XX	XXX	X	X
Basic No & Part No	Material	Thd.	C	Finish
	Example			
153–110	**ST**	**440**	**3**	✻

✻ For Finish Code See **Fold-Out** Inside Back Cover

HEX SWAGE STANDOFFS *Binding*

153

131-161 **1/4"**

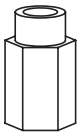

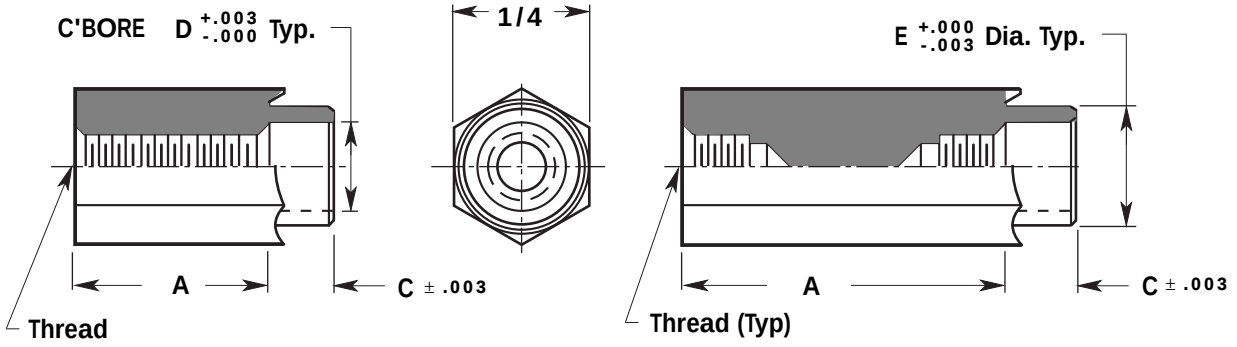

DEPTH OF THREADS TAPPED THRU			
THREAD	**ALUM • BRASS NYLON • STEEL**	**STAINLESS STEEL**	**SCREW DEPTH**
4-40	1"	3/4	1/4
6-32	1"	1"	3/8

SWAGE LENGTH C ±.003	**CODE**	**BOARD THICKNESS**
.075	1	1/32
.105	2	1/16
.135	3	3/32
.165	4	1/8

MATERIAL	**CODE**
Aluminum	AL
Brass	BR
Stainless Steel	SS
Steel	ST

BASIC NO.	**PART NO.**	**A LENGTH**	**C'BORE D**	**DIA E**
153	**131**	**1/8**		
153	**132**	**3/16**		
153	**133**	**1/4**		
153	**134**	**5/16**		
153	**135**	**3/8**		
153	**136**	**7/16**		
153	**137**	**1/2**		
153	**138**	**9/16**		
153	**139**	**5/8**		
153	**140**	**11/16**		
153	**141**	**3/4**		
153	**142**	**13/16**		
153	**143**	**7/8**		
153	**144**	**15/16**		
153	**145**	**1"**		
153	**146**	**1-1/16**	**.150**	**.188**
153	**147**	**1-1/8**		
153	**148**	**1-3/16**		
153	**149**	**1-1/4**		
153	**150**	**1-5/16**		
153	**151**	**1-3/8**		
153	**152**	**1-7/16**		
153	**153**	**1-1/2**		
153	**154**	**1-9/16**		
153	**155**	**1-5/8**		
153	**156**	**1-11/16**		
153	**157**	**1-3/4**		
153	**158**	**1-13/16**		
153	**159**	**1-7/8**		
153	**160**	**1-15/16**		
153	**161**	**2"**		

ORDERING INFORMATION

XXX–XX	XX	XXX	X	X
Basic No & Part No	Material	Thd.	C	Finish
Example				
153–150	**ST**	**440**	**3**	✻

✻ For Finish Code See **Fold-Out** Inside Back Cover

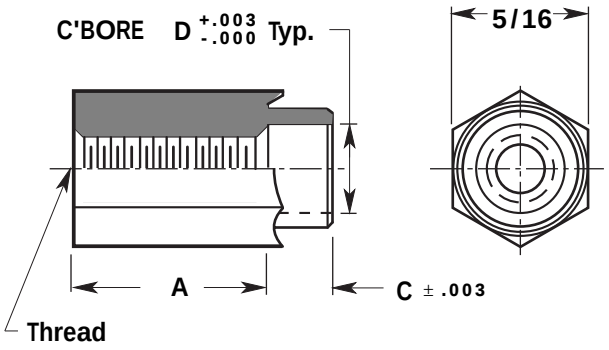

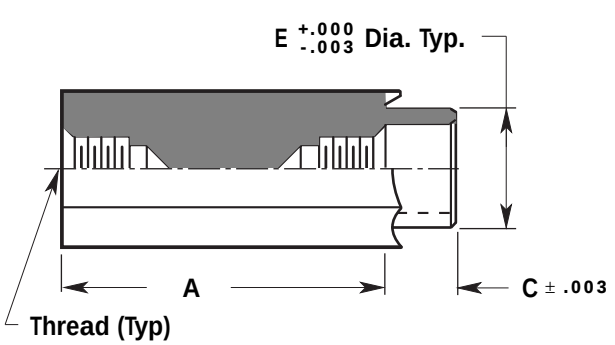

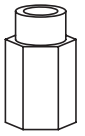

DEPTH OF THREADS TAPPED THRU			
THREAD	**ALUM • BRASS NYLON • STEEL**	**STAINLESS STEEL**	**SCREW DEPTH**
6-32	1"	1"	3/8
8-32	1"	1"	7/16
10-32	1-1/8	1"	1/2

BASIC NO.	PART NO.	A LENGTH	C'BORE D	DIA E
153	**162**	**1/8**		
153	**163**	**3/16**		
153	**164**	**1/4**		
153	**165**	**5/16**		
153	**166**	**3/8**		
153	**167**	**7/16**		
153	**168**	**1/2**		
153	**169**	**9/16**		
153	**170**	**5/8**		
153	**171**	**11/16**		
153	**172**	**3/4**		
153	**173**	**13/16**		
153	**174**	**7/8**		
153	**175**	**15/16**		
153	**176**	**1"**		
153	**177**	**1-1/16**	**.200**	**.234**
153	**178**	**1-1/8**		
153	**179**	**1-3/16**		
153	**180**	**1-1/4**		
153	**181**	**1-5/16**		
153	**182**	**1-3/8**		
153	**183**	**1-7/16**		
153	**184**	**1-1/2**		
153	**185**	**1-9/16**		
153	**186**	**1-5/8**		
153	**187**	**1-11/16**		
153	**188**	**1-3/4**		
153	**189**	**1-13/16**		
153	**190**	**1-7/8**		
153	**191**	**1-15/16**		
153	**192**	**2"**		

SWAGE LENGTH C ±.003	CODE	BOARD THICKNESS
.075	1	1/32
.105	2	1/16
.135	3	3/32
.165	4	1/8

MATERIAL	CODE
Aluminum	AL
Brass	BR
Stainless Steel	SS
Steel	ST

ORDERING INFORMATION

XXX–XX	XX	XXX	X	X
Basic No & Part No	Material	Thd.	C	Finish
	Example			
153–166	**ST**	**632**	**3**	✻

✻ For Finish Code See **Fold-Out** Inside Back Cover

HEX SWAGE STANDOFFS *Binding*

153

193-223 **3/8"**

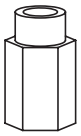

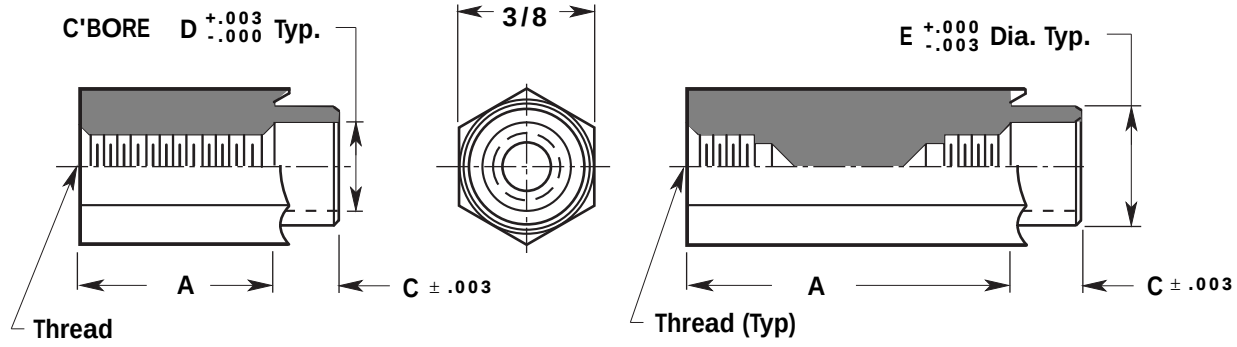

DEPTH OF THREADS TAPPED THRU			
THREAD	**ALUM • BRASS NYLON • STEEL**	**STAINLESS STEEL**	**SCREW DEPTH**
6-32	1"	1"	3/8
8-32	1"	1"	7/16
10-32	1-1/8	1"	1/2

SWAGE LENGTH C ±.003	**CODE**	**BOARD THICKNESS**
.075	1	1/32
.105	2	1/16
.135	3	3/32
.165	4	1/8

MATERIAL	**CODE**
Aluminum	AL
Brass	BR
Stainless Steel	SS
Steel	ST

BASIC NO.	**PART NO.**	**A LENGTH**	**C'BORE D**	**DIA E**
153	**193**	**1/8**		
153	**194**	**3/16**		
153	**195**	**1/4**		
153	**196**	**5/16**		
153	**197**	**3/8**		
153	**198**	**7/16**		
153	**199**	**1/2**		
153	**200**	**9/16**		
153	**201**	**5/8**		
153	**202**	**11/16**		
153	**203**	**3/4**		
153	**204**	**13/16**		
153	**205**	**7/8**		
153	**206**	**15/16**		
153	**207**	**1"**		
153	**208**	**1-1/16**	**.200**	**.234**
153	**209**	**1-1/8**		
153	**210**	**1-3/16**		
153	**211**	**1-1/4**		
153	**212**	**1-5/16**		
153	**213**	**1-3/8**		
153	**214**	**1-7/16**		
153	**215**	**1-1/2**		
153	**216**	**1-9/16**		
153	**217**	**1-5/8**		
153	**218**	**1-11/16**		
153	**219**	**1-3/4**		
153	**220**	**1-13/16**		
153	**221**	**1-7/8**		
153	**222**	**1-15/16**		
153	**223**	**2"**		

ORDERING INFORMATION

XXX–XX	XX	XXX	X	X
Basic No & Part No	Material	Thd.	C	Finish
Example				
153–220	**ST**	**632**	**3**	✻

✻ For Finish Code See **Fold-Out** Inside Back Cover

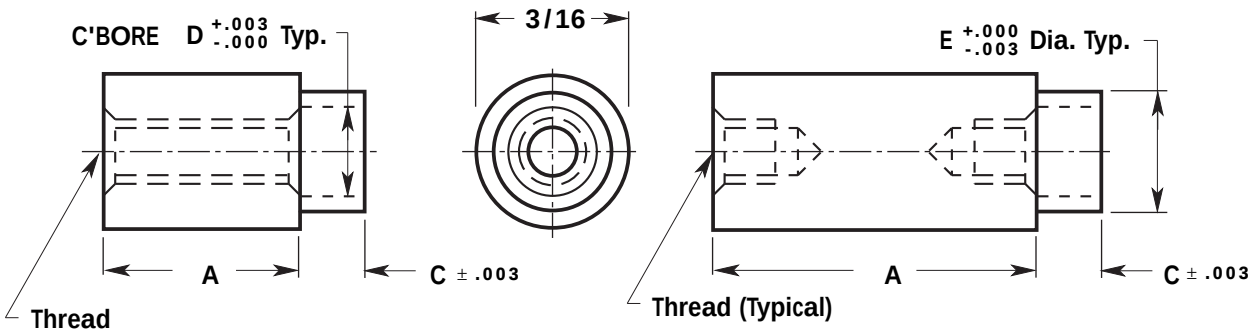

DEPTH OF THREADS TAPPED THRU			
THREAD	**ALUM • BRASS NYLON • STEEL**	**STAINLESS STEEL**	**SCREW DEPTH**
0-80	3/8	1/4	3/16
2-56	3/4	5/8	3/16

BASIC NO.	**PART NO.**	**A LENGTH**	**C'BORE D**	**DIA E**
154	**01**	**1/8**	**.103**	**.125**
154	**02**	**3/16**	**.103**	**.125**
154	**03**	**1/4**	**.103**	**.125**
154	**04**	**5/16**	**.103**	**.125**
154	**05**	**3/8**	**.103**	**.125**
154	**06**	**7/16**	**.103**	**.125**
154	**07**	**1/2**	**.103**	**.125**
154	**08**	**9/16**	**.103**	**.125**
154	**09**	**5/8**	**.103**	**.125**
154	**10**	**11/16**	**.103**	**.125**
154	**11**	**3/4**	**.103**	**.125**
154	**12**	**13/16**	**.103**	**.125**
154	**13**	**7/8**	**.103**	**.125**
154	**14**	**15/16**	**.103**	**.125**
154	**15**	**1"**	**.103**	**.125**

SWAGE LENGTH C ±.003	**CODE**	**BOARD THICKNESS**
.075	1	1/32
.105	2	1/16
.135	3	3/32
.165	4	1/8
.230	5	3/16
.290	6	1/4

MATERIAL	**CODE**
Aluminum	AL
Brass	BR
Stainless Steel	SS
Steel	ST

ORDERING INFORMATION

XXX–XX	XX	XXX	X	X
Basic No & Part No	Material	Thd	C	Finish
	Example			
154–05	**AL**	**080**	**2**	✻

✻ For Finish Code See **Fold-Out** Inside Back Cover

ROUND SWAGE STANDOFFS



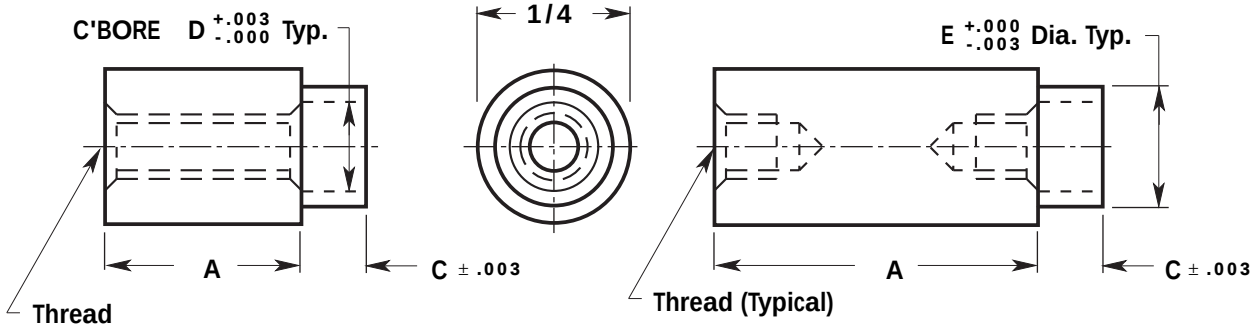

DEPTH OF THREADS TAPPED THRU			
THREAD	**ALUM • BRASS NYLON • STEEL**	**STAINLESS STEEL**	**SCREW DEPTH**
2-56	3/4	5/8	3/16
3-48	3/4	5/8	3/16
4-40	1	3/4	1/4

SWAGE LENGTH C ±.003	**CODE**	**BOARD THICKNESS**
.075	1	1/32
.105	2	1/16
.135	3	3/32
.165	4	1/8
.230	5	3/16
.290	6	1/4

MATERIAL	**CODE**
Aluminum	AL
Brass	BR
Stainless Steel	SS
Steel	ST

BASIC NO.	**PART NO.**	**A LENGTH**	**C'BORE D**	**DIA E**
155	**01**	**1/8**	**.112**	**.138**
155	**02**	**3/16**	**.112**	**.138**
155	**03**	**1/4**	**.112**	**.138**
155	**04**	**5/16**	**.112**	**.138**
155	**05**	**3/8**	**.112**	**.138**
155	**06**	**7/16**	**.112**	**.138**
155	**07**	**1/2**	**.112**	**.138**
155	**08**	**9/16**	**.112**	**.138**
155	**09**	**5/8**	**.112**	**.138**
155	**10**	**11/16**	**.112**	**.138**
155	**11**	**3/4**	**.112**	**.138**
155	**12**	**13/16**	**.112**	**.138**
155	**13**	**7/8**	**.112**	**.138**
155	**14**	**15/16**	**.112**	**.138**
155	**15**	**1"**	**.112**	**.138**

ORDERING INFORMATION

XXX–XX	XX	XXX	X	X
Basic No & Part No	Material	Thd	C	Finish
Example				
155–05	**AL**	**440**	**2**	✻

✻ For Finish Code See **Fold-Out** Inside Back Cover

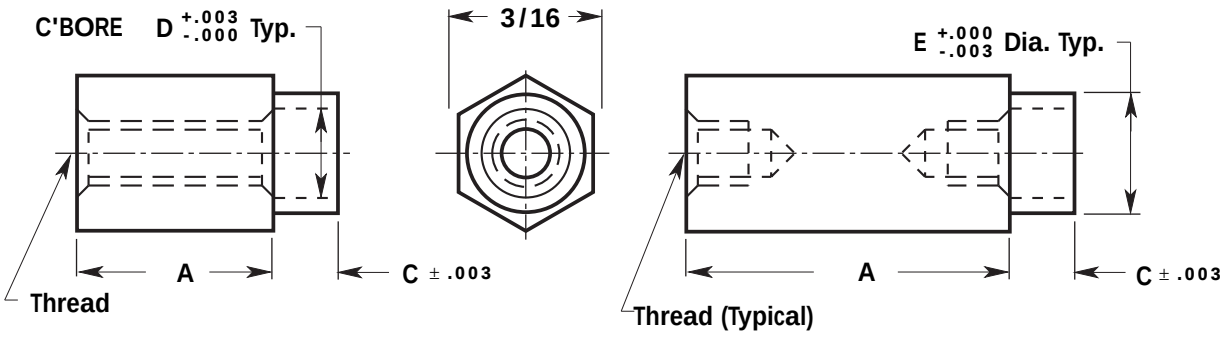

DEPTH OF THREADS TAPPED THRU			
THREAD	**ALUM • BRASS NYLON • STEEL**	**STAINLESS STEEL**	**SCREW DEPTH**
2-56	3/8	1/4	3/16
3-48	3/4	5/8	3/16

BASIC NO.	PART NO.	A LENGTH	C'BORE D	DIA E
156	01	1/8	.103	.125
156	02	3/16	.103	.125
156	03	1/4	.103	.125
156	04	5/16	.103	.125
156	05	3/8	.103	.125
156	06	7/16	.103	.125
156	07	1/2	.103	.125
156	08	9/16	.103	.125
156	09	5/8	.103	.125
156	10	11/16	.103	.125
156	11	3/4	.103	.125
156	12	13/16	.103	.125
156	13	7/8	.103	.125
156	14	15/16	.103	.125
156	15	1"	.103	.125

SWAGE LENGTH C ±.003	CODE	BOARD THICKNESS
.075	1	1/32
.105	2	1/16
.135	3	3/32
.165	4	1/8
.230	5	3/16
.290	6	1/4

MATERIAL	CODE
Aluminum	AL
Brass	BR
Stainless Steel	SS
Steel	ST

/ ORDERING INFORMATION

XXX–XX	XX	XXX	X	X
Basic No & Part No	Material	Thd	C	Finish
Example				
156–01	**AL**	**256**	**2**	✻

✻ For Finish Code See **Fold-Out** Inside Back Cover

HEX SWAGE STANDOFFS

157 *1/4*

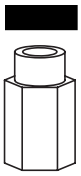

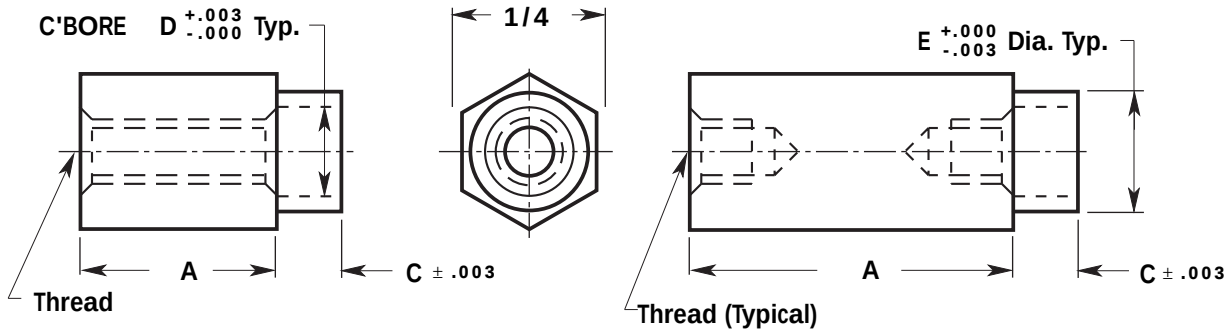

DEPTH OF THREADS TAPPED THRU			
THREAD	**ALUM • BRASS NYLON • STEEL**	**STAINLESS STEEL**	**SCREW DEPTH**
2-56	3/4	5/8	3/16
3-48	3/4	5/8	3/16
4-40	1	3/4	1/4

SWAGE LENGTH C ±.003	**CODE**	**BOARD THICKNESS**
.075	1	1/32
.105	2	1/16
.135	3	3/32
.165	4	1/8
.230	5	3/16
.290	6	1/4

MATERIAL	**CODE**
Aluminum	AL
Brass	BR
Stainless Steel	SS
Steel	ST

BASIC NO.	**PART NO.**	**A LENGTH**	**C'BORE D**	**DIA E**
157	**01**	**1/8**	**.112**	**.138**
157	**02**	**3/16**	**.112**	**.138**
157	**03**	**1/4**	**.112**	**.138**
157	**04**	**5/16**	**.112**	**.138**
157	**05**	**3/8**	**.112**	**.138**
157	**06**	**7/16**	**.112**	**.138**
157	**07**	**1/2**	**.112**	**.138**
157	**08**	**9/16**	**.112**	**.138**
157	**09**	**5/8**	**.112**	**.138**
157	**10**	**11/16**	**.112**	**.138**
157	**11**	**3/4**	**.112**	**.138**
157	**12**	**13/16**	**.112**	**.138**
157	**13**	**7/8**	**.112**	**.138**
157	**14**	**15/16**	**.112**	**.138**
157	**15**	**1"**	**.112**	**.138**

ORDERING INFORMATION

XXX–XX	XX	XXX	X	X
Basic No & Part No	Material	Thd	C	Finish
Example				
156–01	**AL**	**256**	**2**	✻

✻ For Finish Code See **Fold-Out** Inside Back Cover

ROUND MALE–FEMALE STANDOFFS

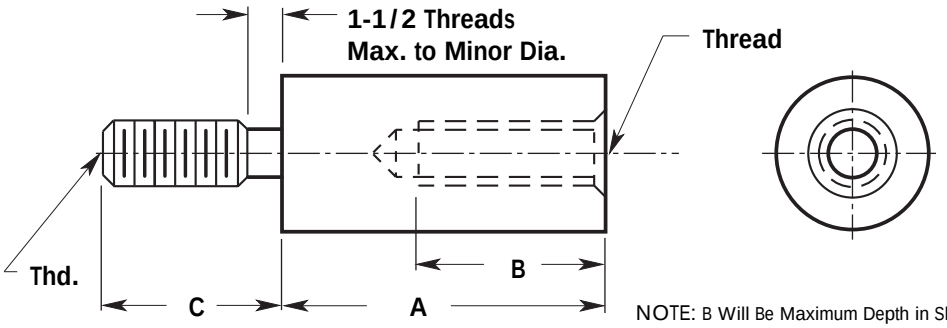

NOTE: B Will Be Maximum Depth in Shorter Lengths.

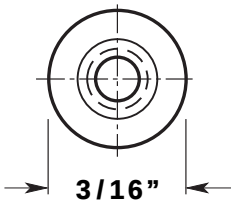

No. 158

THREAD	B	C
2-56	3/16	5/32
4-40	1/4	3/16
6-32	3/8	1/4

BASIC NO.	PART NO.	A LENGTH
158	01	3/16
158	02	1/4
158	03	5/16
158	04	3/8
158	05	7/16
158	06	1/2
158	07	9/16
158	08	5/8
158	09	11/16
158	10	3/4
158	11	13/16
158	12	7/8
158	13	15/16
158	14	1"
158	15	1-1/16
158	16	1-1/8
158	17	1-3/16
158	18	1-1/4
158	19	1-5/16
158	20	1-3/8
158	21	1-7/16
158	22	1-1/2
158	23	1-9/16
128	24	1-5/8
158	25	1-11/16
158	26	1-3/4
158	27	1-13/16
158	28	1-7/8
158	29	1-15/16
158	30	2"

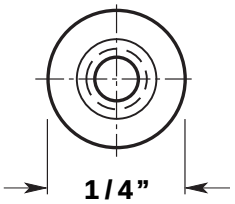

No. 159

THREAD	B	C
2-56	3/16	5/32
4-40	1/4	3/16
6-32	3/8	1/4
8-32	7/16	3/8

BASIC NO.	PART NO.	A LENGTH	PART NO.	A LENGTH
159	01	1/4	31	2-1/4
159	02	5/16	32	2-3/8
159	03	3/8	33	2-1/2
159	04	7/16	34	2-5/8
159	05	1/2	35	2-3/4
159	06	9/16	36	2-7/8
159	07	5/8	37	3"
159	08	11/16	38	3-1/4
159	09	3/4	39	3-1/2
159	10	13/16	40	3-3/4
159	11	7/8	41	4"
159	12	15/16		
159	13	1"		
159	14	1-1/16		
159	15	1-1/8		
159	16	1-3/16		
159	17	1-1/4		
159	18	1-5/16		
159	19	1-3/8		
159	20	1-7/16		
159	21	1-1/2		
159	22	1-9/16		
159	23	1-5/8		
129	24	1-11/16		
159	25	1-3/4		
159	26	1-13/16		
159	27	1-7/8		
159	28	1-15/16		
159	29	2"		
159	30	2-1/8		

ORDERING INFORMATION

XXX–XX	XX	XXX	X
Basic No & Part No	Material	Thd	Finish

Example

158–09	AL	256	✻

✻ For Finish Code See **Fold-Out** Inside Back Cover

MATERIAL	CODE
Aluminum	AL
Brass	BR
Stainless Steel	SS
Steel	ST
Nylon	NY

ROUND MALE–FEMALE STANDOFFS

160 *5/16*

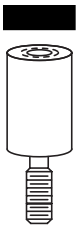

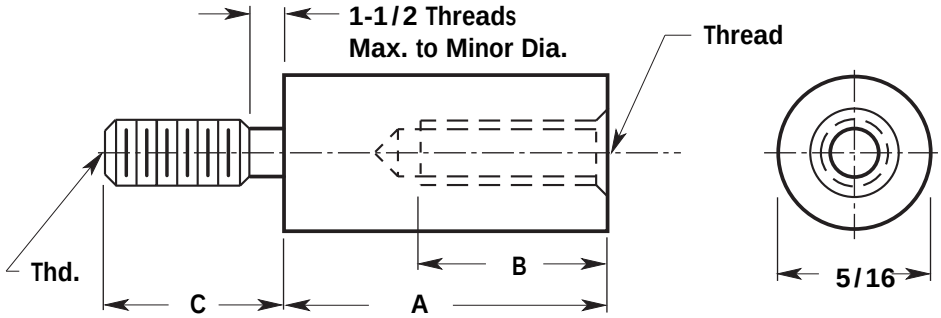

NOTE: B Will Be Maximum Depth in Shorter Lengths.

THREAD	B	C
4-40	1/4	3/16
6-32	3/8	1/4
8-32	7/16	3/8
10-32	1/2	3/8

BASIC NO.	PART NO.	A LENGTH
160	01	1/4
160	02	5/16
160	03	3/8
160	04	7/16
160	05	1/2
160	06	9/16
160	07	5/8
160	08	11/16
160	09	3/4
160	10	13/16
160	11	7/8
160	12	15/16
160	13	1"
160	14	1-1/16
160	15	1-1/8
160	16	1-3/16
160	17	1-1/4
160	18	1-5/16
160	19	1-3/8
160	20	1-7/16
160	21	1-1/2
160	22	1-9/16
160	23	1-5/8
160	24	1-11/16
160	25	1-3/4
160	26	1-13/16
160	27	1-7/8
160	28	1-15/16
160	29	2"
160	30	2-1/8

BASIC NO.	PART NO.	A LENGTH
160	31	2-1/4
160	32	2-3/8
160	33	2-1/2
160	34	2-5/8
160	35	2-3/4
160	36	2-7/8
160	37	3"
160	38	3-1/4
160	39	3-1/2
160	40	3-3/4
160	41	4"
160	42	4-1/4
160	43	4-1/2
160	44	4-3/4
160	45	5"
160	46	5-1/4
160	47	5-1/2
160	48	5-3/4
160	49	6"

MATERIAL	CODE
Aluminum	AL
Brass	BR
Stainless Steel	SS
Steel	ST
Nylon	NY

ORDERING INFORMATION

XXX–XX	XX	XXX	X
Basic No & Part No	Material	Thd	Finish
Example			
160–09	**BR**	**1032**	✻

✻ For Finish Code See **Fold-Out** Inside Back Cover

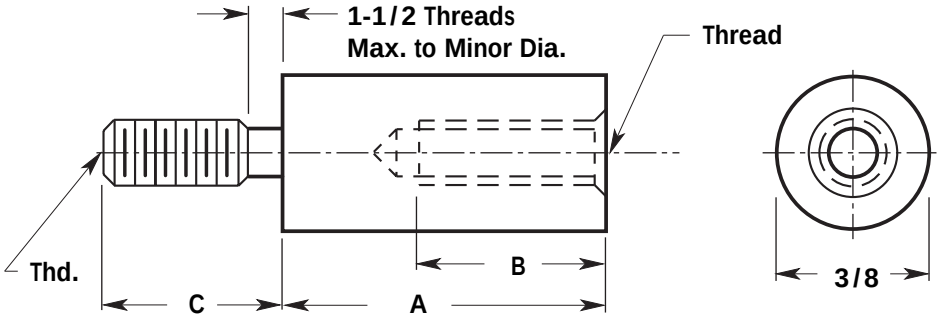

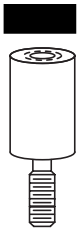

NOTE: B Will Be Maximum Depth in Shorter Lengths.

THREAD	B	C
4-40	1/4	3/16
6-32	3/8	1/4
8-32	7/16	3/8
10-32	1/2	3/8
12-24	1/2	3/8

BASIC NO.	PART NO.	A LENGTH
161	01	1/4
161	02	5/16
161	03	3/8
161	04	7/16
161	05	1/2
161	06	9/16
161	07	5/8
161	08	11/16
161	09	3/4
161	10	13/16
161	11	7/8
161	12	15/16
161	13	1"
161	14	1-1/16
161	15	1-1/8
161	16	1-3/16
161	17	1-1/4
161	18	1-5/16
161	19	1-3/8
161	20	1-7/16
161	21	1-1/2
161	22	1-9/16
161	23	1-5/8
161	24	1-11/16
161	25	1-3/4
161	26	1-13/16
161	27	1-7/8
161	28	1-15/16
161	29	2"
161	30	2-1/8

BASIC NO.	PART NO.	A LENGTH
161	31	2-1/4
161	32	2-3/8
161	33	2-1/2
161	34	2-5/8
161	35	2-3/4
161	36	2-7/8
161	37	3"
161	38	3-1/4
161	39	3-1/2
161	40	3-3/4
161	41	4"
161	42	4-1/4
161	43	4-1/2
161	44	4-3/4
161	45	5"
161	46	5-1/4
161	47	5-1/2
161	48	5-3/4
161	49	6"

ORDERING INFORMATION

XXX–XX	XX	XXX	X
Basic No & Part No	Material	Thd	Finish

Example

161–09 BR 1056 ✻

✻ For Finish Code See **Fold-Out** Inside Back Cover

MATERIAL	CODE
Aluminum	AL
Brass	BR
Stainless Steel	SS
Steel	ST
Nylon	NY

ROUND MALE–FEMALE STANDOFFS

162 *1/2*

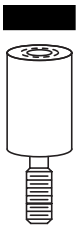

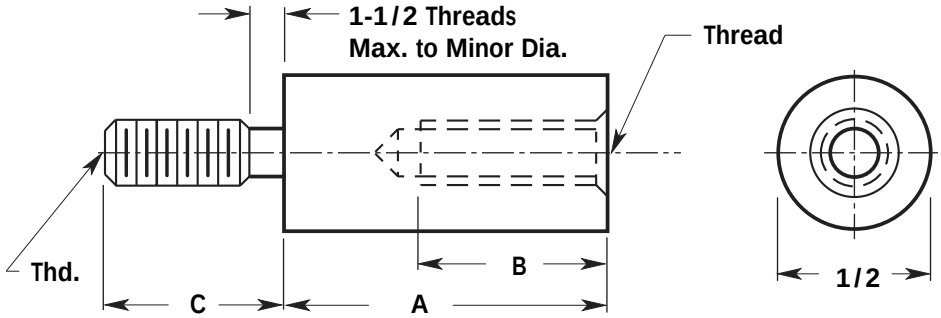

NOTE: B Will Be Maximum Depth in Shorter Lengths.

THREAD	B	C
10-32	1/2	3/8
12-24	1/2	3/8
1/4-20	5/8	1/2
5/16-18	5/8	1/2

BASIC NO.	PART NO.	A LENGTH
162	01	1/4
162	02	5/16
162	03	3/8
162	04	7/16
162	05	1/2
162	06	9/16
162	07	5/8
162	08	11/16
162	09	3/4
162	10	13/16
162	11	7/8
162	12	15/16
162	13	1"
162	14	1-1/16
162	15	1-1/8
162	16	1-3/16
162	17	1-1/4
162	18	1-5/16
162	19	1-3/8
162	20	1-7/16
162	21	1-1/2
162	22	1-9/16
162	23	1-5/8
162	24	1-11/16
162	25	1-3/4
162	26	1-13/16
162	27	1-7/8
162	28	1-15/16
162	29	2"
162	30	2-1/8

BASIC NO.	PART NO.	A LENGTH
162	31	2-1/4
162	32	2-3/8
162	33	2-1/2
162	34	2-5/8
162	35	2-3/4
162	36	2-7/8
162	37	3"
162	38	3-1/4
162	39	3-1/2
162	40	3-3/4
162	41	4"
162	42	4-1/4
162	43	4-1/2
162	44	4-3/4
162	45	5"
162	46	5-1/4
162	47	5-1/2
162	48	5-3/4
162	49	6"
162	50	6-1/4
162	51	6-3/4
162	52	6-1/2
162	53	7"
162	54	7-1/4
162	55	7-1/2
162	56	7-3/4
162	57	8"

MATERIAL	CODE
Aluminum	AL
Brass	BR
Stainless Steel	SS
Steel	ST
Nylon	NY

ORDERING INFORMATION

XXX–XX	XX	XXX	X
Basic No & Part No	Material	Thd	Finish

Example

162–09	BR	1032	✻

✻ For Finish Code See **Fold-Out** Inside Back Cover

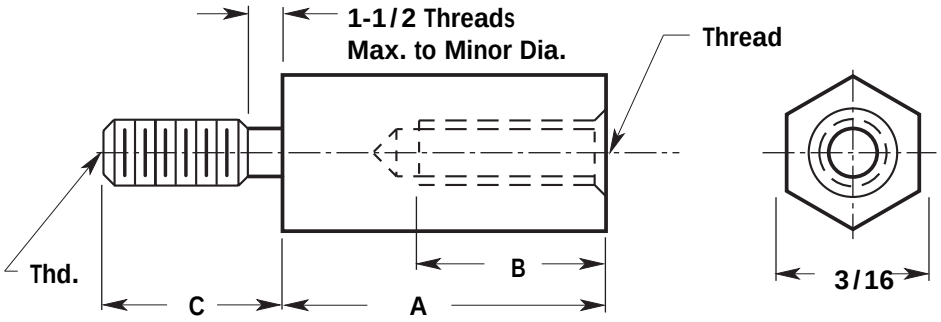

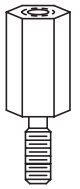

NOTE: B Will Be Maximum Depth in Shorter Lengths.

THREAD	B	C
2-56	3/16	5/32
4-40	1/4	3/16
6-32	3/8	1/4

BASIC NO.	PART NO.	A LENGTH
163	01	3/16
163	02	1/4
163	03	5/16
163	04	3/8
163	05	7/16
163	06	1/2
163	07	9/16
163	08	5/8
163	09	11/16
163	10	3/4
163	11	13/16
163	12	7/8
163	13	15/16
163	14	1"
163	15	1-1/16
163	16	1-1/8
163	17	1-3/16
163	18	1-1/4
163	19	1-5/16
163	20	1-3/8
163	21	1-7/16
163	22	1-1/2
163	23	1-9/16
163	24	1-5/8
163	25	1-11/16
163	26	1-3/4
163	27	1-13/16
163	28	1-7/8
163	29	1-15/16
163	30	2"

ORDERING INFORMATION

XXX–XX	XX	XXX	X
Basic No & Part No	Material	Thd	Finish

Example

163–09	SS	632	✻

✻ For Finish Code See **Fold-Out** Inside Back Cover

MATERIAL	CODE
Aluminum	AL
Brass	BR
Stainless Steel	SS
Steel	ST
Nylon	NY

HEX MALE–FEMALE STANDOFFS

164 *1/4*

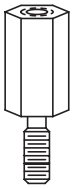

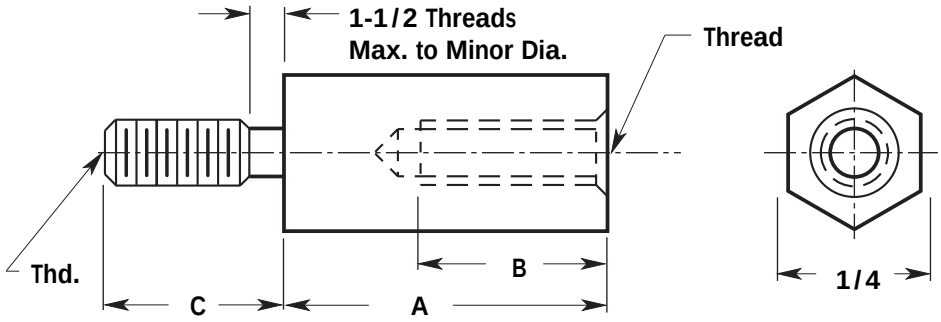

NOTE: B Will Be Maximum Depth in Shorter Lengths.

THREAD	B	C
2-56	3/16	5/32
4-40	1/4	3/16
6-32	3/8	1/4
8-32	7/16	3/8

BASIC NO.	PART NO.	A LENGTH
164	01	1/4
164	02	5/16
164	03	3/8
164	04	7/16
164	05	1/2
164	06	9/16
164	07	5/8
164	08	11/16
164	09	3/4
164	10	13/16
164	11	7/8
164	12	15/16
164	13	1"
164	14	1-1/16
164	15	1-1/8
164	16	1-3/16
164	17	1-1/4
164	18	1-5/16
164	19	1-3/8
164	20	1-7/16
164	21	1-1/2

BASIC NO.	PART NO.	A LENGTH
164	22	1-9/16
164	23	1-5/8
164	24	1-11/16
164	25	1-3/4
164	26	1-13/16
164	27	1-7/8
164	28	1-15/16
164	29	2"
164	30	2-1/8
164	31	2-1/4
164	32	2-3/8
164	33	2-1/2
164	34	2-5/8
164	35	2-3/4
164	36	2-7/8
164	37	3"
164	38	3-1/4
164	39	3-1/2
164	40	3-3/4
164	41	4"

MATERIAL	CODE
Aluminum	AL
Brass	BR
Stainless Steel	SS
Steel	ST
Nylon	NY

ORDERING INFORMATION

XXX–XX	XX	XXX	X
Basic No & Part No	Material	Thd	Finish
Example			
164–09	**SS**	**632**	✻

✻ For Finish Code See **Fold-Out** Inside Back Cover

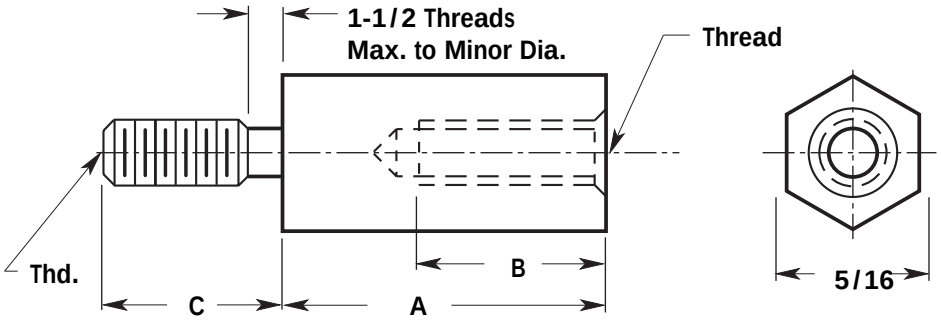

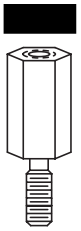

NOTE: B Will Be Maximum Depth in Shorter Lengths.

THREAD	B	C
2-56	3/16	5/32
4-40	1/4	3/16
6-32	3/8	1/4
8-32	7/16	3/8
10-32	1/2	3/8

BASIC NO.	PART NO.	A LENGTH
165	01	1/4
165	02	5/16
165	03	3/8
165	04	7/16
165	05	1/2
165	06	9/16
165	07	5/8
165	08	11/16
165	09	3/4
165	10	13/16
165	11	7/8
165	12	15/16
165	13	1"
165	14	1-1/16
165	15	1-1/8
165	16	1-3/16
165	17	1-1/4
165	18	1-5/16
165	19	1-3/8
165	20	1-7/16
165	21	1-1/2
165	22	1-9/16
165	23	1-5/8
165	24	1-11/16
165	25	1-3/4

BASIC NO.	PART NO.	A LENGTH
165	26	1-13/16
165	27	1-7/8
165	28	1-15/16
165	29	2"
165	30	2-1/8
165	31	2-1/4
165	32	2-3/8
165	33	2-1/2
165	34	2-5/8
165	35	2-3/4
165	36	2-7/8
165	37	3"
165	38	3-1/4
165	39	3-1/2
165	40	3-3/4
165	41	4"
165	42	4-1/4
165	43	4-1/2
165	44	4-3/4
165	45	5"
165	46	5-1/4
165	47	5-1/2
165	48	5-3/4
165	49	6"

ORDERING INFORMATION

XXX–XX	XX	XXX	X
Basic No & Part No	Material	Thd	Finish

Example

165–09	ST	440	✻

✻ For Finish Code See **Fold-Out** Inside Back Cover

MATERIAL	CODE
Aluminum	AL
Brass	BR
Stainless Steel	SS
Steel	ST
Nylon	NY

HEX MALE–FEMALE STANDOFFS

166 *3/8*

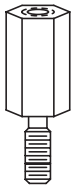

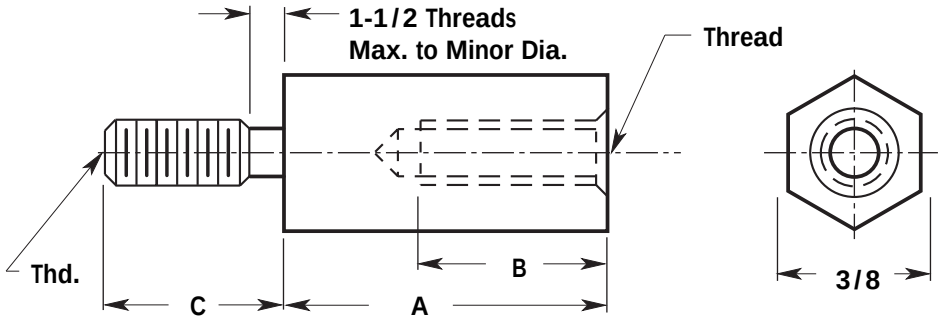

NOTE: B Will Be Maximum Depth in Shorter Lengths.

THREAD	B	C
4-40	1/4	3/16
6-32	3/8	1/4
8-32	7/16	3/8
10-32	1/2	3/8
12-24	1/2	3/8

BASIC NO.	PART NO.	A LENGTH
166	01	1/4
166	02	5/16
166	03	3/8
166	04	7/16
166	05	1/2
166	06	9/16
166	07	5/8
166	08	11/16
166	09	3/4
166	10	13/16
166	11	7/8
166	12	15/16
166	13	1"
166	14	1-1/16
166	15	1-1/8
166	16	1-3/16
166	17	1-1/4
166	18	1-5/16
166	19	1-3/8
166	20	1-7/16
166	21	1-1/2
166	22	1-9/16
166	23	1-5/8
166	24	1-11/16
166	25	1-3/4

BASIC NO.	PART NO.	A LENGTH
166	26	1-13/16
166	27	1-7/8
166	28	1-15/16
166	29	2"
166	30	2-1/8
166	31	2-1/4
166	32	2-3/8
166	33	2-1/2
166	34	2-5/8
166	35	2-3/4
166	36	2-7/8
166	37	3"
166	38	3-1/4
166	39	3-1/2
166	40	3-3/4
166	41	4"
166	42	4-1/4
166	43	4-1/2
166	44	4-3/4
166	45	5"
166	46	5-1/4
166	47	5-1/2
166	48	5-3/4
166	49	6"

MATERIAL	CODE
Aluminum	AL
Brass	BR
Stainless Steel	SS
Steel	ST
Nylon	NY

ORDERING INFORMATION

XXX–XX	XX	XXX	X
Basic No & Part No	Material	Thd	Finish

Example

166–09	ST	440	✻

✻ For Finish Code See **Fold-Out** Inside Back Cover

HEX MALE–FEMALE STANDOFFS

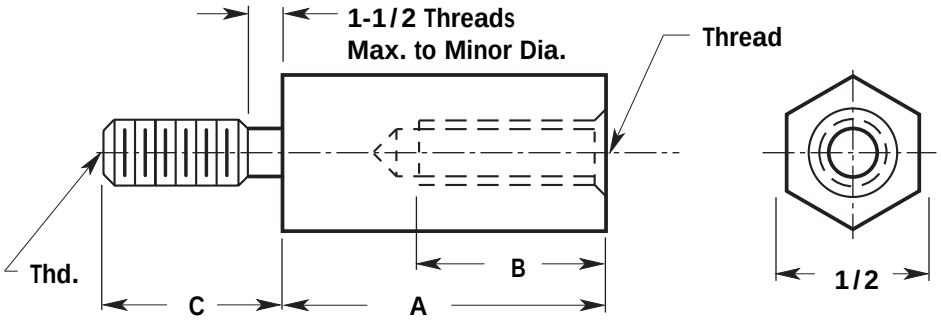

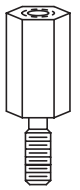

NOTE: B Will Be Maximum Depth in Shorter Lengths.

THREAD	B	C
10-32	1/2	3/8
12-24	1/2	3/8
1/4-20	5/8	1/2
5/16-18	5/8	1/2

BASIC NO.	PART NO.	A LENGTH
167	01	1/4
167	02	5/16
167	03	3/8
167	04	7/16
167	05	1/2
167	06	9/16
167	07	5/8
167	08	11/16
167	09	3/4
167	10	13/16
167	11	7/8
167	12	15/16
167	13	1"
167	14	1-1/16
167	15	1-1/8
167	16	1-3/16
167	17	1-1/4
167	18	1-5/16
167	19	1-3/8
167	20	1-7/16
167	21	1-1/2
167	22	1-9/16
167	23	1-5/8
167	24	1-11/16
167	25	1-3/4
167	26	1-13/16
167	27	1-7/8
167	28	1-15/16
167	29	2"
167	30	2-1/8

BASIC NO.	PART NO.	A LENGTH
167	31	2-1/4
167	32	2-3/8
167	33	2-1/2
167	34	2-5/8
167	35	2-3/4
167	36	2-7/8
167	37	3"
167	38	3-1/4
167	39	3-1/2
167	40	3-3/4
167	41	4"
167	42	4-1/4
167	43	4-1/2
167	44	4-3/4
167	45	5"
167	46	5-1/4
167	47	5-1/2
167	48	5-3/4
167	49	6"
167	50	6-1/4
167	51	6-3/4
167	52	6-1/2
167	53	7"
167	54	7-1/4
167	55	7-1/2
167	56	7-3/4
167	57	8"

ORDERING INFORMATION

XXX–XX	XX	XXX	X
Basic No & Part No	Material	Thd	Finish
Example			
167–09	**ST**	**440**	✻

✻ For Finish Code See **Fold-Out** Inside Back Cover

MATERIAL	CODE
Aluminum	AL
Brass	BR
Stainless Steel	SS
Steel	ST
Nylon	NY

HEX MALE–MALE STANDOFFS

167 *1/4, 5/16*

58-67

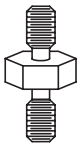

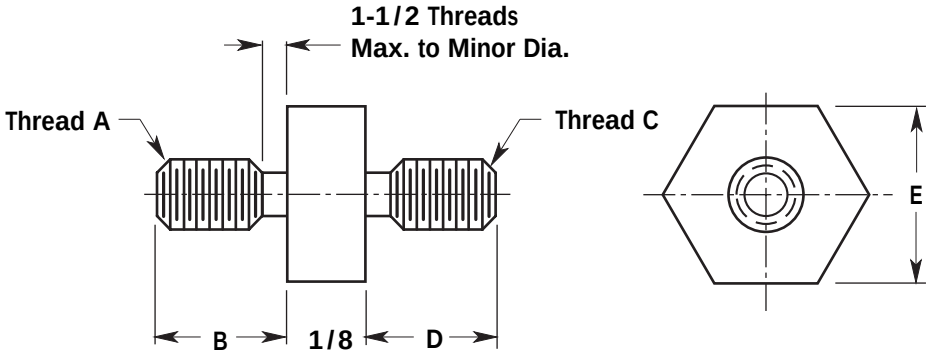

BASIC NO.	PART NO.	THREAD A	LENGTH B	THREAD C	LENGTH D	HEX E
167	58	4-40	3/16	4-40	3/16	1/4
167	59	4-40	3/16	6-32	1/4	1/4
167	60	6-32	1/4	6-32	1/4	1/4
167	61	6-32	1/4	8-32	3/8	1/4
167	62	8-32	3/8	8-32	3/8	1/4
167	63	8-32	3/8	10-32	3/8	1/4
167	64	10-32	3/8	10-32	3/8	1/4
167	65	8-32	3/8	8-32	3/8	5/16
167	66	8-32	3/8	10-32	3/8	5/16
167	67	10-32	3/8	10-32	3/8	5/16

MATERIAL	CODE
Aluminum	AL
Brass	BR
Stainless Steel	SS
Steel	ST

ORDERING INFORMATION

XXX–XX	XX	X
Basic No & Part No	Material	Finish

Example

167–62	ST	✻

✻ For Finish Code See **Fold-Out** Inside Back Cover

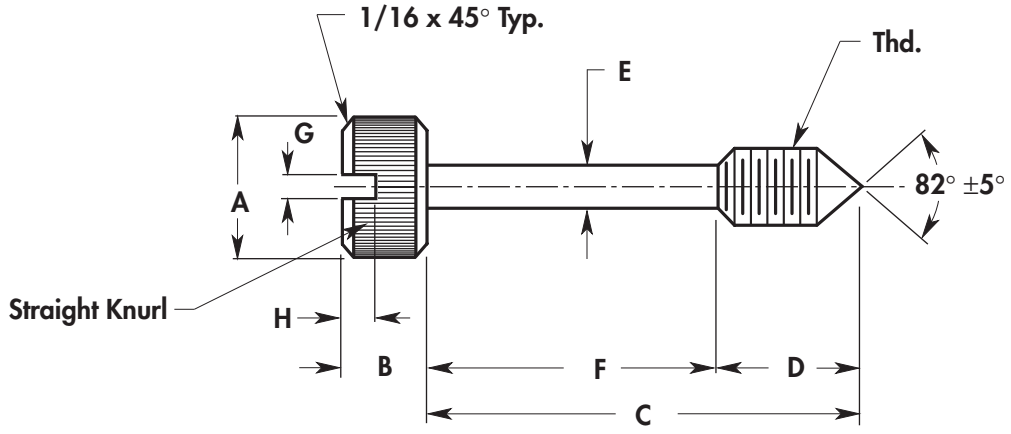

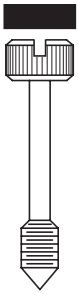

BASIC NO.	PART NO.	THD. SIZE	A +.015 -.000	B ±.010	C ±.015	D ±.015	E ±.005	F ±.010	G +.005 -.000	H +.010 -.000	KNURL TPI
168	01	4-40	5/16	3/16	21/32	9/32	.078	3/8	.036	1/16	40
168	02	4-40	5/16	3/16	23/32	9/32	.078	7/16	.036	1/16	40
168	03	4-40	5/16	3/16	25/32	9/32	.078	1/2	.036	1/16	40
168	04	4-40	5/16	3/16	27/32	9/32	.078	9/16	.036	1/16	40
168	05	4-40	5/16	3/16	29/32	9/32	.078	5/8	.036	1/16	40
168	06	6-32	5/16	3/16	21/32	9/32	.095	3/8	.045	1/16	40
168	07	6-32	5/16	3/16	23/32	9/32	.095	7/16	.045	1/16	40
168	08	6-32	5/16	3/16	25/32	9/32	.095	1/2	.045	1/16	40
168	09	6-32	5/16	3/16	27/32	9/32	.095	9/16	.045	1/16	40
168	10	6-32	5/16	3/16	29/32	9/32	.095	5/8	.045	1/16	40
168	11	6-32	3/8	3/16	21/32	9/32	.095	3/8	.045	1/16	40
168	12	6-32	3/8	3/16	23/32	9/32	.095	7/16	.045	1/16	40
168	13	6-32	3/8	3/16	25/32	9/32	.095	1/2	.045	1/16	40
168	14	6-32	3/8	3/16	27/32	9/32	.095	9/16	.045	1/16	40
168	15	6-32	3/8	3/16	29/32	9/32	.095	5/8	.045	1/16	40

ORDERING INFORMATION

XXX-XX	XX	XXX	X
Basic No & Part No	Material	Thd	Finish
Example			
168-11	**BR**	**632**	✻

✻ For Finish Code See **Fold-Out** Inside Back Cover

MATERIAL	CODE
Brass	BR
Stainless Steel	SS
Steel	ST

CAPTIVE PANEL SCREW *TYPE 1-NC SERIES*

169 *8-32*

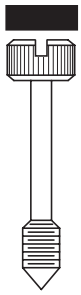

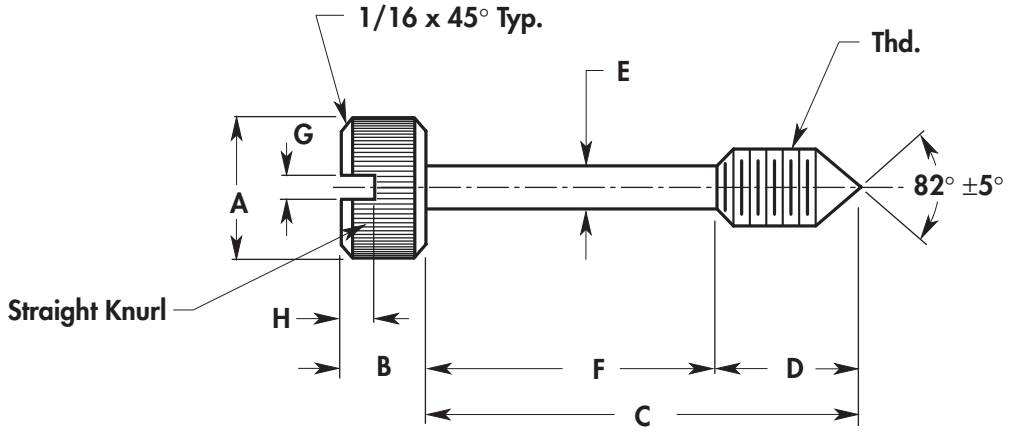

BASIC NO.	PART NO.	THD. SIZE	A +.015 -.000	B ±.010	C ±.015	D ±.015	E ±.005	F ±.010	G +.005 -.000	H +.010 -.000	KNURL TPI
169	01	8-32	7/16	1/4	5/8	3/8	.120	1/4	1/16	1/16	30
169	02	8-32	7/16	1/4	11/16	3/8	.120	5/16	1/16	1/16	30
169	03	8-32	7/16	1/4	3/4	3/8	.120	3/8	1/16	1/16	30
169	04	8-32	7/16	1/4	13/16	3/8	.120	7/16	1/16	1/16	30
169	05	8-32	7/16	1/4	7/8	3/8	.120	1/2	1/16	1/16	30
169	06	8-32	7/16	1/4	15/16	3/8	.120	9/16	1/16	1/16	30
169	**07**	**8-32**	**7/16**	**1/4**	**1"**	**3/8**	**.120**	**5/8**	**1/16**	**1/16**	**30**
169	08	8-32	7/16	1/4	1-1/16	3/8	.120	11/16	1/16	1/16	30
169	09	8-32	7/16	1/4	1-1/8	3/8	.120	3/4	1/16	1/16	30
169	10	8-32	7/16	1/4	1-3/16	3/8	.120	13/16	1/16	1/16	30
169	11	8-32	7/16	1/4	1-1/4	3/8	.120	7/8	1/16	1/16	30
169	12	8-32	7/16	1/4	1-5/16	3/8	.120	15/16	1/16	1/16	30
169	13	8-32	7/16	1/4	1-3/8	3/8	.120	1"	1/16	1/16	30
169	14	8-32	7/16	1/4	1-7/16	3/8	.120	1-1/16	1/16	1/16	30
169	15	8-32	7/16	1/4	1-1/2	3/8	.120	1-1/8	1/16	1/16	30
169	16	8-32	7/16	1/4	1-9/16	3/8	.120	1-3/16	1/16	1/16	30
169	17	8-32	7/16	1/4	1-5/8	3/8	.120	1-1/4	1/16	1/16	30
169	18	8-32	7/16	1/4	1-11/16	3/8	.120	1-5/16	1/16	1/16	30
169	19	8-32	7/16	1/4	1-3/4	3/8	.120	1-3/8	1/16	1/16	30
169	20	8-32	7/16	1/4	1-13/16	3/8	.120	1-7/16	1/16	1/16	30
169	21	8-32	7/16	1/4	1-7/8	3/8	.120	1-1/2	1/16	1/16	30
169	22	8-32	7/16	1/4	1-15/16	3/8	.120	1-9/16	1/16	1/16	30
169	**23**	**8-32**	**7/16**	**1/4**	**2"**	**3/8**	**.120**	**1-5/8**	**1/16**	**1/16**	**30**

MATERIAL	CODE
Brass	BR
Stainless Steel	SS
Steel	ST

ORDERING INFORMATION

XXX-XX	XX	XXXX	X
Basic No & Part No	Material	Thd	Finish
Example			
169-04	**ST**	**832**	✻

✻ For Finish Code See **Fold-Out** Inside Back Cover